

Prospectus

iShares, Inc.

- iShares MSCI Austria ETF | EWO | NYSE Arca
- iShares MSCI Belgium ETF | EWK | NYSE Arca
- iShares MSCI Canada ETF | EWC | NYSE Arca
- iShares MSCI Eurozone ETF | EZU | Cboe BZX
- iShares MSCI France ETF | EWQ | NYSE Arca
- iShares MSCI Germany ETF | EWG | NYSE Arca
- iShares MSCI Israel ETF | EIS | NYSE Arca
- iShares MSCI Italy ETF | EWI | NYSE Arca
- iShares MSCI Netherlands ETF | EWN | NYSE Arca
- iShares MSCI Spain ETF | EWP | NYSE Arca
- iShares MSCI Sweden ETF | EWD | NYSE Arca
- iShares MSCI Switzerland ETF | EWL | NYSE Arca
- iShares MSCI USA Equal Weighted ETF | EUSA | NYSE Arca

Table of Contents

Fund Summaries

iShares MSCI Austria ETF	S-1
iShares MSCI Belgium ETF.....	S-7
iShares MSCI Canada ETF	S-13
iShares MSCI Eurozone ETF	S-19
iShares MSCI France ETF	S-25
iShares MSCI Germany ETF.....	S-31
iShares MSCI Israel ETF	S-37
iShares MSCI Italy ETF.....	S-43
iShares MSCI Netherlands ETF	S-49
iShares MSCI Spain ETF.....	S-55
iShares MSCI Sweden ETF.....	S-61
iShares MSCI Switzerland ETF	S-67
iShares MSCI USA Equal Weighted ETF	S-73
More Information About the Funds	1
Additional Information About the Funds' Risks.....	3
Portfolio Holdings Information.....	21
Management of the Funds.....	21
Shareholder Information	24
Distribution	30
Financial Highlights	30
Index Provider and Disclaimers.....	38

[THIS PAGE INTENTIONALLY LEFT BLANK]

iSHARES[®] MSCI AUSTRIA ETF

Ticker: EWO

Stock Exchange: NYSE Arca

Investment Objective

The iShares MSCI Austria ETF (the “Fund”) seeks to track the investment results of a broad-based index composed of Austrian equities.

Fees and Expenses

The following table describes the fees and expenses that you will incur if you buy, hold and sell shares of the Fund. The investment advisory agreement between iShares, Inc. (the “Company”) and BlackRock Fund Advisors (“BFA”) (the “Investment Advisory Agreement”) provides that BFA will pay all operating expenses of the Fund, except: (i) the management fees, (ii) interest expenses, (iii) taxes, (iv) expenses incurred with respect to the acquisition and disposition of portfolio securities and the execution of portfolio transactions, including brokerage commissions, (v) distribution fees or expenses, and (vi) litigation expenses and any extraordinary expenses.

You may pay other fees, such as brokerage commissions and other fees to financial intermediaries, which are not reflected in the tables and examples below.

Annual Fund Operating Expenses (ongoing expenses that you pay each year as a percentage of the value of your investments) ¹			
<u>Management Fees</u>	<u>Distribution and Service (12b-1) Fees</u>	<u>Other Expenses²</u>	<u>Total Annual Fund Operating Expenses</u>
0.50%	None	0.00%	0.50%

¹ Operating expenses paid by BFA under the Investment Advisory Agreement exclude acquired fund fees and expenses, if any.

² The amount rounded to 0.00%.

Example. This Example is intended to help you compare the cost of owning shares of the Fund with the cost of investing in other funds. The Example assumes that you invest \$10,000 in the Fund for the time periods indicated and then sell all of your shares at the end of those periods. The Example also assumes that your investment has a 5% return each year and that the Fund’s operating expenses remain the same. Although your actual costs may be higher or lower, based on these assumptions, your costs would be:

<u>1 Year</u>	<u>3 Years</u>	<u>5 Years</u>	<u>10 Years</u>
\$51	\$160	\$280	\$628

Portfolio Turnover. The Fund may pay transaction costs, such as commissions, when it buys and sells securities (or “turns over” its portfolio). A higher portfolio turnover rate may indicate higher transaction costs and may result in higher taxes when Fund shares are held in a taxable account. These costs, which are not reflected in the Annual Fund Operating Expenses or in the Example, affect the Fund’s performance. During the most recent fiscal year, the Fund’s portfolio turnover rate was 22% of the average value of its portfolio.

Principal Investment Strategies

The Fund seeks to track the investment results of the MSCI Austria IMI 25/50 Index (the “Underlying Index”), which is a free float-adjusted market capitalization-weighted index that is designed to measure the performance of the large-, mid- and small-capitalization segments of the equity market in Austria. The Underlying Index is rebalanced quarterly using an optimization process that aims to minimize the constituent weight differences between the Underlying Index and the MSCI Austria Index (the “Parent Index”). The Underlying Index uses a capping methodology that limits the weight of any single “group entity” (constituents that MSCI determines have a control relationship

to a maximum of 25% of the Underlying Index weight, and the sum of all group entities with a weight above 5% to an aggregate of 50% of the Underlying Index weight. A group entity is a group of companies that operate as an affiliated corporate group but may separately issue listed securities. To determine “group entities,” MSCI analyzes financial accounts of listed companies holding stakes of 20% or more in other listed companies to determine whether these stakes are controlling in nature. In certain cases, even in the absence of consolidated accounts, MSCI may also consider two companies as belonging to the same group entity where there is reasonable evidence of control based on other information. All group entities are reviewed on an annual basis. As of August 31, 2024, a significant portion of the Underlying Index is represented by securities of companies in the financials industry or sector. The components of the Underlying Index are likely to change over time.

BFA uses an indexing approach to try to achieve the Fund’s investment objective. The Fund does not try to “beat” the index it tracks and does not seek temporary defensive positions when markets decline or appear overvalued.

Indexing may eliminate the chance that the Fund will substantially outperform the Underlying Index but also may reduce some of the

risks of active management, such as poor security selection. Indexing seeks to achieve lower costs and better after-tax performance by aiming to keep portfolio turnover low in comparison to actively managed investment companies.

BFA uses a representative sampling indexing strategy to manage the Fund. “Representative sampling” is an indexing strategy that involves investing in a representative sample of securities that collectively has an investment profile similar to that of an applicable underlying index. The securities selected are expected to have, in the aggregate, investment characteristics (based on factors such as market capitalization and industry weightings), fundamental characteristics (such as return variability and yield) and liquidity measures similar to those of an applicable underlying index. The Fund may or may not hold all of the securities in the Underlying Index.

The Fund generally will invest at least 80% of its assets in the component securities of its Underlying Index and in investments that have economic characteristics that are substantially identical to the component securities of its Underlying Index (*i.e.*, depositary receipts representing securities of the Underlying Index) and may invest up to 20% of its assets in certain futures, options and swap contracts, cash and cash equivalents, including shares of money market funds advised by BFA or its affiliates, as well as in securities not included in the Underlying Index, but which BFA believes will help the Fund track the Underlying Index. Cash and cash equivalent investments associated with a derivative position will be treated as part of that position for the purposes of calculating the percentage of investments included in the Underlying Index. The Fund seeks to track the investment results of the Underlying Index before fees and expenses of the Fund.

The Fund may lend securities representing up to one-third of the value of the Fund’s total assets (including the value of any collateral received).

The Underlying Index is sponsored by MSCI Inc. (the “Index Provider” or “MSCI”), which is independent of the Fund and BFA. The Index Provider determines the composition and relative weightings of the securities in the Underlying Index and publishes information regarding the market value of the Underlying Index.

Industry Concentration Policy. The Fund will concentrate its investments (*i.e.*, hold 25% or more of its total assets) in a particular industry or group of industries to approximately the same extent that the Underlying Index is concentrated. For purposes of this limitation, securities of the U.S. government (including its agencies and instrumentalities) and repurchase agreements collateralized by U.S. government securities are not considered to be issued by members of any industry.

Summary of Principal Risks

As with any investment, you could lose all or part of your investment in the Fund, and the Fund’s performance could trail that of other investments. The Fund is subject to certain risks, including the principal risks noted below, any of which may adversely affect the Fund’s net asset value per share (“NAV”), trading price, yield, total return and ability to meet its investment objective. Certain key risks are prioritized below (with others following in alphabetical order), but the relative significance of any

risk is difficult to predict and may change over time. You should review each risk factor carefully.

Risk of Investing in Austria. Investments in Austrian issuers will subject the Fund to legal, regulatory, political, currency, security, and economic risk specific to Austria. The Austrian economy is heavily dependent on trade with other European countries. A downturn in the European economy or depreciation of the euro could adversely affect the Austrian economy.

Non-U.S. Securities Risk. Securities issued by non-U.S. issuers (including depositary receipts) are subject to different legal, regulatory, political, economic, and market risks than securities issued by U.S. issuers. These risks include greater market volatility, less market liquidity, higher transaction costs, expropriation, confiscatory taxation, adverse changes in foreign investment or currency control regulations, restrictions on the repatriation of capital, and political instability. Non-U.S. issuers may be subject to different accounting, audit and financial reporting standards than U.S. issuers, and there may be less publicly available information about non-U.S. issuers. Foreign market trading hours, different clearing and settlement procedures, and holiday schedules may limit the Fund’s ability to engage in portfolio transactions. To the extent that investments are made in a limited number of countries, events in those countries will have a more significant impact on the Fund. The Fund is specifically exposed to **European Economic Risk**.

Equity Securities Risk. Equity securities are subject to changes in value, and their values may be more volatile than those of other asset classes. The value of a security may decline for a number of reasons that may directly relate to the issuer as well as due to general industry or market conditions. Common stock is subordinated to preferred securities and debt in a company’s capital structure. Common stock has the lowest priority, and the greatest risk, with respect to dividends and any liquidation payments in the event of an issuer’s bankruptcy.

Market Risk. The Fund could lose money over short periods due to short-term market movements and over longer periods during more prolonged market downturns. Local, regional or global events such as war, acts of terrorism, pandemics or other public health issues, recessions, the prospect or occurrence of a sovereign default or other financial crisis, or other events could have a significant impact on the Fund and its investments and could result in increased premiums or discounts to the Fund’s NAV.

Index-Related Risk. The Index Provider may rely on various sources of information to assess the criteria of components of the Underlying Index, including information that may be based on assumptions and estimates. Neither the Fund nor BFA can offer assurances that the Index Provider’s methodology or sources of information will provide an accurate assessment of included components or will result in the Fund meeting its investment objective. Errors in index data, index computations or the construction of the Underlying Index in accordance with its methodology may occur, and the Index Provider may not identify or correct them promptly or at all, which may have an adverse impact on the Fund and its shareholders. Unusual market conditions or other unforeseen circumstances (such as natural disasters, political unrest or war) may impact the Index Provider or a third-party data provider and could cause the Index Provider

to postpone a scheduled rebalance. This could cause the Underlying Index to vary from its normal or expected composition.

Asset Class Risk. The securities and other assets in the Underlying Index or in the Fund's portfolio may underperform in comparison to financial markets generally, a particular financial market, another index, or other asset classes.

Authorized Participant Concentration Risk. An "Authorized Participant" is a member or participant of a clearing agency registered with the SEC, which has a written agreement with the Fund or one of its service providers that allows the Authorized Participant to place orders for the purchase and redemption of creation units ("Creation Units"). Only an Authorized Participant may engage in creation or redemption transactions directly with the Fund. There are a limited number of institutions that may act as Authorized Participants for the Fund, including on an agency basis on behalf of other market participants. No Authorized Participant is obligated to engage in creation or redemption transactions. To the extent that Authorized Participants exit the business or do not place creation or redemption orders for the Fund and no other Authorized Participant places orders, Fund shares are more likely to trade at a premium or discount to NAV and possibly face trading halts or delisting.

Concentration Risk. The Fund may be susceptible to an increased risk of loss, including losses due to adverse events that affect the Fund's investments more than the market as a whole, to the extent that the Fund's investments are concentrated in the securities or other assets of one or more issuers, countries or other geographic units, markets, industries, project types, or asset classes.

Currency Risk. Because the Fund's NAV is determined in U.S. dollars, the NAV could decline if the currency of the non-U.S. market in which the Fund invests depreciates against the U.S. dollar or if there are delays or limits on the repatriation of foreign currency. Currency exchange rates can be very volatile and can change quickly and unpredictably. As a result, the Fund's NAV may change quickly and without warning. In addition, the Fund may incur costs in connection with conversions between U.S. dollars and foreign currencies.

Cybersecurity Risk. Failures or breaches of the electronic systems of the Fund, its adviser, distributor, Index Provider, other service providers, counterparties, or issuers of assets in which the Fund invests may cause disruptions that negatively impact the Fund and its shareholders. While the Fund has established business continuity plans and risk management systems seeking to address system breaches or failures, there are inherent limitations in such plans and systems. The Fund cannot control the cybersecurity plans and systems of its service providers, counterparties, and other third parties whose activities affect the Fund. In addition, cyber incidents may adversely impact the issuers of securities in which the Fund invests, which may cause such investments to lose value.

Financial Companies Risk. Financial services companies are subject to extensive governmental regulation and intervention, which may adversely affect their profitability, the scope of their activities, the prices they can charge, the amount of capital and liquid assets they must maintain and their size, among other things. Financial services companies also may be significantly

affected by, among other things, interest rates, economic conditions, volatility in financial markets, credit rating downgrades, adverse public perception, exposure concentration and counterparty risk.

Issuer Risk. The performance of the Fund depends on the performance of individual securities or other assets to which the Fund has exposure. The value of securities or other assets may decline, or perform differently from the market as a whole, due to changes in the financial condition or credit rating of the issuer or counterparty.

Management Risk. The Fund generally does not attempt to take defensive positions under any market conditions, including declining markets. As the Fund will not fully replicate the Underlying Index and may hold securities or other assets not included in the Underlying Index, it is subject to the risk that the investment strategy of BFA may not produce the intended results. There is no guarantee that the Fund's investment results will have a high degree of correlation to those of the Underlying Index or that the Fund will achieve its investment objective.

Market Trading Risk. The Fund faces numerous market trading risks, including the potential lack of an active market for Fund shares (including through a trading halt), losses from trading in secondary markets, periods of high volatility, and disruptions in the process of creating and redeeming Fund shares. Any of these factors, among others, may lead to the Fund's shares trading in the secondary market at a premium or discount to NAV or to the intraday value of the Fund's portfolio holdings. If you buy Fund shares at a time when the market price is at a premium to NAV or sell Fund shares at a time when the market price is at a discount to NAV, you may pay significantly more or receive significantly less than the underlying value of the Fund shares.

Mid-Capitalization Companies Risk. Compared to large-capitalization companies, mid-capitalization companies may be less stable and more susceptible to adverse developments. The securities of mid-capitalization companies may be more volatile and less liquid than those of large-capitalization companies. As a result, the Fund's share price may be more volatile than that of a fund with a greater investment in large-capitalization stocks.

National Closed Market Trading Risk. To the extent that securities or other assets held by the Fund trade on foreign exchanges or in foreign markets that may be closed when the securities exchange on which the Fund's shares trade is open, there are likely to be deviations between such asset's current price and its last quoted price (*i.e.*, the quote from the closed foreign market to the Fund). The impact of a closed foreign market on the Fund is likely to be greater where a large portion of the Fund's holdings trade on a closed foreign market or when a foreign market is closed for unscheduled reasons. These deviations could result in premiums or discounts to the Fund's NAV that may be greater than those experienced by other funds.

Non-Diversification Risk. The Fund is classified as "non-diversified." This means that, compared with funds that are classified as "diversified," the Fund may invest a greater percentage of its assets in securities or other instruments representing a small number of issuers or counterparties and thus may be more susceptible to the risks associated with these particular issuers or counterparties. As a result, the Fund's

performance may depend to a greater extent on the performance of a small number of issuers or counterparties, which may lead to more volatility in the Fund's NAV.

Operational Risk. The Fund is exposed to operational risks arising from a number of factors, including, but not limited to, human error, processing and communication errors, errors of the Fund's service providers, counterparties or other third parties, failed or inadequate processes and technology or systems failures. The Fund and BFA seek to reduce these operational risks through controls and procedures. However, these measures do not address every possible risk and may be inadequate to address significant operational risks.

Reliance on Trading Partners Risk. The Fund invests in a country whose economy is heavily dependent upon trading with key partners. Any reduction in this trading may have an adverse impact on the Fund's investments. Through its holdings of securities of certain issuers, the Fund is specifically exposed to **European Economic Risk.**

Securities Lending Risk. The Fund may engage in securities lending. Securities lending involves the risk that the Fund may lose money because the borrower of the loaned securities fails to return the securities in a timely manner or at all. The Fund could also lose money in the event of a decline in the value of collateral provided for loaned securities or a decline in the value of any investments made with cash collateral. These events could also trigger adverse tax consequences for the Fund.

Small-Capitalization Companies Risk. Compared to mid- and large-capitalization companies, small-capitalization companies may be less stable and more susceptible to adverse developments. The securities of small-capitalization companies may be more volatile and less liquid than those of mid- and large-capitalization companies. As a result, the Fund's share price may be more volatile than that of a fund with a greater investment in large- or mid-capitalization stocks.

Tracking Error Risk. The Fund may be subject to "tracking error," which is the divergence of the Fund's performance from that of

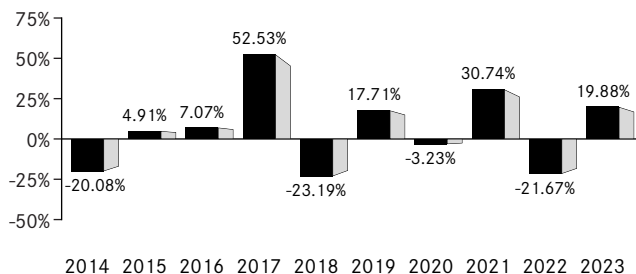
the Underlying Index. Tracking error may occur due to a number of factors, including differences between the securities and other assets held in the Fund's portfolio and those included in the Underlying Index; differences in the timing and methodologies used to value securities and other assets; transaction costs and other expenses incurred by the Fund that the Underlying Index does not incur; the Fund's holding of uninvested cash; differences in the timing of the accrual or the valuation of dividends or interest received by the Fund or distributions paid to Fund shareholders; tax gains or losses; the requirements for the Fund to maintain pass-through tax treatment; portfolio transactions carried out to minimize the distribution of capital gains to shareholders; the acceptance of custom baskets; changes to the Underlying Index; and impacts to the Fund of complying with certain regulatory requirements or limits. Tracking error risk may be heightened during times of increased market volatility or other unusual market conditions. A Fund that tracks an index with exposure to non-U.S. issuers may experience higher tracking error than ETFs that do not track such indexes.

Valuation Risk. The price that the Fund could receive upon the sale (or other disposition) of a security or other asset may differ from the Fund's valuation of the security or other asset, particularly for securities or other assets that trade in low volume or volatile markets or that are valued using a fair value methodology. The price received by the Fund also may differ from the value used by the Underlying Index. In addition, the value of the securities or other assets in the Fund's portfolio may change on days or during time periods when investors are not able to purchase or sell Fund shares. Authorized Participants that create or redeem Fund shares on days when the Fund is holding fair-valued securities or other assets may receive fewer or more shares, or lower or higher redemption proceeds, than they would have received had the securities or other assets not been fair valued or been valued using a different methodology. The ability to value investments may be impacted by technological issues or errors by pricing services or other third-party service providers.

Performance Information

The performance information below illustrates how the Fund's performance has varied over different periods and provides some indication of the risks of investing in the Fund. The bar chart shows how the performance of the Fund has varied from one calendar year to another over the periods shown. The table compares the Fund's performance to that of an appropriate broad-based securities market index and the Underlying Index. Fund returns assume the reinvestment of any dividends and distributions. The Fund's returns reflect the impact of any agreements to waive or reimburse expenses, which would reduce performance if not in effect. Past performance (before and after taxes) does not necessarily indicate how the Fund will perform in the future. Updated performance information, including the Fund's current NAV, may be obtained by visiting www.iShares.com or by calling 1-800-iShares (1-800-474-2737) (toll free).

Calendar Year-by-Year Returns



	<u>Return (%)</u>	<u>Period Ended</u>
Calendar Year-to-Date Return	10.58%	September 30, 2024
During the periods shown in the chart:		
Best Quarter	37.85%	December 31, 2020
Worst Quarter	-37.13%	March 31, 2020

Average Annual Total Returns (for the periods ended December 31, 2023)

	<u>One Year</u>	<u>Five Years</u>	<u>Ten Years</u>
(Inception Date: 3/12/1996)			
Return Before Taxes	19.88%	6.94%	3.93%
Return After Taxes on Distributions	18.66%	6.42%	3.46%
Return After Taxes on Distributions and Sale of Fund Shares	13.23%	5.71%	3.25%
MSCI ACWI ex USA Index¹ (Returns do not reflect deductions for fees, expenses or taxes)	15.62%	7.08%	3.83%
MSCI Austria IMI 25/50 Index (Returns do not reflect deductions for fees, expenses or taxes)	19.30%	6.83%	3.93%

¹ The Fund has added this broad-based index in response to new regulatory requirements.

After-tax returns in the table above are calculated using the historical highest individual U.S. federal marginal income tax rates and do not reflect the impact of state or local taxes. Actual after-tax returns depend on an investor's tax situation and may differ from those shown, and after-tax returns shown are not relevant to tax-exempt investors or investors who hold shares through tax-deferred arrangements, such as 401(k) plans or individual retirement accounts ("IRAs"). Fund returns after taxes on distributions and sales of Fund shares are calculated assuming that an investor has sufficient capital gains of the same character from other investments to offset any capital losses from the sales of Fund shares. As a result, Fund returns after taxes on distributions and sales of Fund shares may exceed Fund returns before taxes and/or returns after taxes on distributions.

Management

Investment Adviser. BlackRock Fund Advisors.

Portfolio Managers. Jennifer Hsui, Greg Savage and Paul Whitehead (the “Portfolio Managers”) are primarily responsible for the day-to-day management of the Fund. Each Portfolio Manager supervises a portfolio management team. Ms. Hsui, Mr. Savage and Mr. Whitehead have been Portfolio Managers of the Fund since 2012, 2008 and 2022, respectively.

Purchase and Sale of Fund Shares

The Fund is an ETF. Individual shares of the Fund may only be bought and sold in the secondary market through a broker-dealer. Because ETF shares trade at market prices rather than at NAV, shares may trade at a price greater than NAV (a premium) or less than NAV (a discount). An investor may incur costs attributable to the difference between the highest price a buyer is willing to pay to purchase shares of the Fund (bid) and the lowest price a seller is willing to accept for shares of the Fund (ask) when buying or selling shares in the secondary market (the “bid-ask spread”).

Tax Information

The Fund intends to make distributions that may be taxable to you as ordinary income or capital gains, unless you are investing through a tax-deferred arrangement such as a 401(k) plan or an IRA, in which case, your distributions generally will be taxed when withdrawn.

Payments to Broker-Dealers and Other Financial Intermediaries

If you purchase shares of the Fund through a broker-dealer or other financial intermediary (such as a bank), BFA or other related companies may pay the intermediary for marketing activities and presentations, educational training programs, conferences, the development of technology platforms and reporting systems or other services related to the sale or promotion of the Fund. These payments may create a conflict of interest by influencing the broker-dealer or other intermediary and your salesperson to recommend the Fund over another investment. Ask your salesperson or visit your financial intermediary’s website for more information.

iSHARES[®] MSCI BELGIUM ETF

Ticker: EWK

Stock Exchange: NYSE Arca

Investment Objective

The iShares MSCI Belgium ETF (the “Fund”) seeks to track the investment results of a broad-based index composed of Belgian equities.

Fees and Expenses

The following table describes the fees and expenses that you will incur if you buy, hold and sell shares of the Fund. The investment advisory agreement between iShares, Inc. (the “Company”) and BlackRock Fund Advisors (“BFA”) (the “Investment Advisory Agreement”) provides that BFA will pay all operating expenses of the Fund, except: (i) the management fees, (ii) interest expenses, (iii) taxes, (iv) expenses incurred with respect to the acquisition and disposition of portfolio securities and the execution of portfolio transactions, including brokerage commissions, (v) distribution fees or expenses, and (vi) litigation expenses and any extraordinary expenses.

You may pay other fees, such as brokerage commissions and other fees to financial intermediaries, which are not reflected in the tables and examples below.

Annual Fund Operating Expenses (ongoing expenses that you pay each year as a percentage of the value of your investments) ¹			
<u>Management Fees</u>	<u>Distribution and Service (12b-1) Fees</u>	<u>Other Expenses²</u>	<u>Total Annual Fund Operating Expenses</u>
0.50%	None	0.00%	0.50%

¹ Operating expenses paid by BFA under the Investment Advisory Agreement exclude acquired fund fees and expenses, if any.

² The amount rounded to 0.00%.

Example. This Example is intended to help you compare the cost of owning shares of the Fund with the cost of investing in other funds. The Example assumes that you invest \$10,000 in the Fund for the time periods indicated and then sell all of your shares at the end of those periods. The Example also assumes that your investment has a 5% return each year and that the Fund’s operating expenses remain the same. Although your actual costs may be higher or lower, based on these assumptions, your costs would be:

<u>1 Year</u>	<u>3 Years</u>	<u>5 Years</u>	<u>10 Years</u>
\$51	\$160	\$280	\$628

Portfolio Turnover. The Fund may pay transaction costs, such as commissions, when it buys and sells securities (or “turns over” its portfolio). A higher portfolio turnover rate may indicate higher transaction costs and may result in higher taxes when Fund shares are held in a taxable account. These costs, which are not reflected in the Annual Fund Operating Expenses or in the Example, affect the Fund’s performance. During the most recent fiscal year, the Fund’s portfolio turnover rate was 18% of the average value of its portfolio.

Principal Investment Strategies

The Fund seeks to track the investment results of the MSCI Belgium IMI 25/50 Index (the “Underlying Index”), which is a free float-adjusted market capitalization-weighted index that is designed to measure the performance of the large-, mid- and small-capitalization segments of the equity market in Belgium. The Underlying Index is rebalanced quarterly using an optimization process that aims to minimize the constituent weight differences between the Underlying Index and the MSCI Belgium Index (the “Parent Index”). The Underlying Index uses a capping methodology that limits the weight of any single “group entity” (constituents that MSCI determines have a control relationship)

to a maximum of 25% of the Underlying Index weight, and the sum of all group entities with a weight above 5% to an aggregate of 50% of the Underlying Index weight. A group entity is a group of companies that operate as an affiliated corporate group but may separately issue listed securities. To determine “group entities,” MSCI analyzes financial accounts of listed companies holding stakes of 20% or more in other listed companies to determine whether these stakes are controlling in nature. In certain cases, even in the absence of consolidated accounts, MSCI may also consider two companies as belonging to the same group entity where there is reasonable evidence of control based on other information. All group entities are reviewed on an annual basis. As of August 31, 2024, a significant portion of the Underlying Index is represented by securities of companies in the consumer staples, financials and healthcare industries or sectors. The components of the Underlying Index are likely to change over time.

BFA uses an indexing approach to try to achieve the Fund’s investment objective. The Fund does not try to “beat” the index it tracks and does not seek temporary defensive positions when markets decline or appear overvalued.

Indexing may eliminate the chance that the Fund will substantially outperform the Underlying Index but also may reduce some of the

risks of active management, such as poor security selection. Indexing seeks to achieve lower costs and better after-tax performance by aiming to keep portfolio turnover low in comparison to actively managed investment companies.

BFA uses a representative sampling indexing strategy to manage the Fund. “Representative sampling” is an indexing strategy that involves investing in a representative sample of securities that collectively has an investment profile similar to that of an applicable underlying index. The securities selected are expected to have, in the aggregate, investment characteristics (based on factors such as market capitalization and industry weightings), fundamental characteristics (such as return variability and yield) and liquidity measures similar to those of an applicable underlying index. The Fund may or may not hold all of the securities in the Underlying Index.

The Fund generally will invest at least 80% of its assets in the component securities of its Underlying Index and in investments that have economic characteristics that are substantially identical to the component securities of its Underlying Index (*i.e.*, depositary receipts representing securities of the Underlying Index) and may invest up to 20% of its assets in certain futures, options and swap contracts, cash and cash equivalents, including shares of money market funds advised by BFA or its affiliates, as well as in securities not included in the Underlying Index, but which BFA believes will help the Fund track the Underlying Index. Cash and cash equivalent investments associated with a derivative position will be treated as part of that position for the purposes of calculating the percentage of investments included in the Underlying Index. The Fund seeks to track the investment results of the Underlying Index before fees and expenses of the Fund.

The Fund may lend securities representing up to one-third of the value of the Fund’s total assets (including the value of any collateral received).

The Underlying Index is sponsored by MSCI Inc. (the “Index Provider” or “MSCI”), which is independent of the Fund and BFA. The Index Provider determines the composition and relative weightings of the securities in the Underlying Index and publishes information regarding the market value of the Underlying Index.

Industry Concentration Policy. The Fund will concentrate its investments (*i.e.*, hold 25% or more of its total assets) in a particular industry or group of industries to approximately the same extent that the Underlying Index is concentrated. For purposes of this limitation, securities of the U.S. government (including its agencies and instrumentalities) and repurchase agreements collateralized by U.S. government securities are not considered to be issued by members of any industry.

Summary of Principal Risks

As with any investment, you could lose all or part of your investment in the Fund, and the Fund’s performance could trail that of other investments. The Fund is subject to certain risks, including the principal risks noted below, any of which may adversely affect the Fund’s net asset value per share (“NAV”), trading price, yield, total return and ability to meet its investment objective. Certain key risks are prioritized below (with others following in alphabetical order), but the relative significance of any

risk is difficult to predict and may change over time. You should review each risk factor carefully.

Risk of Investing in Belgium. Investments in Belgian issuers will subject the Fund to legal, regulatory, political, currency, security, and economic risk specific to Belgium. The Belgian economy is heavily dependent on trade with other European countries. The Belgian economy, along with certain other European Union (“EU”) economies, has from time to time experienced financial market volatility and significant economic adversity. Certain banks required government support in order to avoid potential insolvency. As a result, certain EU economies have experienced significant deterioration in market confidence during periods of economic adversity.

Non-U.S. Securities Risk. Securities issued by non-U.S. issuers (including depositary receipts) are subject to different legal, regulatory, political, economic, and market risks than securities issued by U.S. issuers. These risks include greater market volatility, less market liquidity, higher transaction costs, expropriation, confiscatory taxation, adverse changes in foreign investment or currency control regulations, restrictions on the repatriation of capital, and political instability. Non-U.S. issuers may be subject to different accounting, audit and financial reporting standards than U.S. issuers, and there may be less publicly available information about non-U.S. issuers. Foreign market trading hours, different clearing and settlement procedures, and holiday schedules may limit the Fund’s ability to engage in portfolio transactions. To the extent that investments are made in a limited number of countries, events in those countries will have a more significant impact on the Fund. The Fund is specifically exposed to **European Economic Risk**.

Equity Securities Risk. Equity securities are subject to changes in value, and their values may be more volatile than those of other asset classes. The value of a security may decline for a number of reasons that may directly relate to the issuer as well as due to general industry or market conditions. Common stock is subordinated to preferred securities and debt in a company’s capital structure. Common stock has the lowest priority, and the greatest risk, with respect to dividends and any liquidation payments in the event of an issuer’s bankruptcy.

Market Risk. The Fund could lose money over short periods due to short-term market movements and over longer periods during more prolonged market downturns. Local, regional or global events such as war, acts of terrorism, pandemics or other public health issues, recessions, the prospect or occurrence of a sovereign default or other financial crisis, or other events could have a significant impact on the Fund and its investments and could result in increased premiums or discounts to the Fund’s NAV.

Index-Related Risk. The Index Provider may rely on various sources of information to assess the criteria of components of the Underlying Index, including information that may be based on assumptions and estimates. Neither the Fund nor BFA can offer assurances that the Index Provider’s methodology or sources of information will provide an accurate assessment of included components or will result in the Fund meeting its investment objective. Errors in index data, index computations or the construction of the Underlying Index in accordance with its methodology may occur, and the Index Provider may not identify

or correct them promptly or at all, which may have an adverse impact on the Fund and its shareholders. Unusual market conditions or other unforeseen circumstances (such as natural disasters, political unrest or war) may impact the Index Provider or a third-party data provider and could cause the Index Provider to postpone a scheduled rebalance. This could cause the Underlying Index to vary from its normal or expected composition.

Asset Class Risk. The securities and other assets in the Underlying Index or in the Fund's portfolio may underperform in comparison to financial markets generally, a particular financial market, another index, or other asset classes.

Assets Under Management (AUM) Risk. From time to time, an Authorized Participant (as defined below in *Authorized Participant Concentration Risk*), a third-party investor, the Fund's adviser, an affiliate of the Fund's adviser, or another fund may invest in the Fund and hold its investment for a specific period of time to allow the Fund to achieve size or scale. There can be no assurance that any such entity would not redeem its investment or that the size of the Fund would be maintained at such levels, which could negatively impact the Fund.

Authorized Participant Concentration Risk. An "Authorized Participant" is a member or participant of a clearing agency registered with the SEC, which has a written agreement with the Fund or one of its service providers that allows the Authorized Participant to place orders for the purchase and redemption of creation units ("Creation Units"). Only an Authorized Participant may engage in creation or redemption transactions directly with the Fund. There are a limited number of institutions that may act as Authorized Participants for the Fund, including on an agency basis on behalf of other market participants. No Authorized Participant is obligated to engage in creation or redemption transactions. To the extent that Authorized Participants exit the business or do not place creation or redemption orders for the Fund and no other Authorized Participant places orders, Fund shares are more likely to trade at a premium or discount to NAV and possibly face trading halts or delisting.

Concentration Risk. The Fund may be susceptible to an increased risk of loss, including losses due to adverse events that affect the Fund's investments more than the market as a whole, to the extent that the Fund's investments are concentrated in the securities or other assets of one or more issuers, countries or other geographic units, markets, industries, project types, or asset classes.

Consumer Goods and Services Companies Risk. Consumer goods and services companies ("consumer companies") face risks related to changes in consumer preferences and disposable income, commodity prices, government regulation, supply chain disruptions, damage to brand or reputation, economic slowdown and labor shortages, among other things.

Currency Risk. Because the Fund's NAV is determined in U.S. dollars, the NAV could decline if the currency of the non-U.S. market in which the Fund invests depreciates against the U.S. dollar or if there are delays or limits on the repatriation of foreign currency. Currency exchange rates can be very volatile and can change quickly and unpredictably. As a result, the Fund's NAV may change quickly and without warning. In addition, the Fund

may incur costs in connection with conversions between U.S. dollars and foreign currencies.

Cybersecurity Risk. Failures or breaches of the electronic systems of the Fund, its adviser, distributor, Index Provider, other service providers, counterparties, or issuers of assets in which the Fund invests may cause disruptions that negatively impact the Fund and its shareholders. While the Fund has established business continuity plans and risk management systems seeking to address system breaches or failures, there are inherent limitations in such plans and systems. The Fund cannot control the cybersecurity plans and systems of its service providers, counterparties, and other third parties whose activities affect the Fund. In addition, cyber incidents may adversely impact the issuers of securities in which the Fund invests, which may cause such investments to lose value.

Financial Companies Risk. Financial services companies are subject to extensive governmental regulation and intervention, which may adversely affect their profitability, the scope of their activities, the prices they can charge, the amount of capital and liquid assets they must maintain and their size, among other things. Financial services companies also may be significantly affected by, among other things, interest rates, economic conditions, volatility in financial markets, credit rating downgrades, adverse public perception, exposure concentration and counterparty risk.

Healthcare Companies Risk. The profitability of healthcare companies may be adversely affected by extensive government regulations, restrictions on government reimbursement for medical expenses, rising costs of medical products and services, pricing pressure, the protection and expiration of patents, limited product lines, supply chain issues, labor shortages and product liability claims, among other factors.

Issuer Risk. The performance of the Fund depends on the performance of individual securities or other assets to which the Fund has exposure. The value of securities or other assets may decline, or perform differently from the market as a whole, due to changes in the financial condition or credit rating of the issuer or counterparty.

Lack of Natural Resources Risk. The Fund invests in Belgium, which has few natural resources. Any fluctuation or shortage in the commodity markets could have a negative impact on the Belgian economy.

Large-Capitalization Companies Risk. Large-capitalization companies may be less able than smaller-capitalization companies to adapt to changing market conditions and competitive challenges. Large-capitalization companies may be more mature and subject to more limited growth potential compared with smaller-capitalization companies. The performance of large-capitalization companies could trail the overall performance of the broader securities markets.

Management Risk. The Fund generally does not attempt to take defensive positions under any market conditions, including declining markets. As the Fund will not fully replicate the Underlying Index and may hold securities or other assets not included in the Underlying Index, it is subject to the risk that the investment strategy of BFA may not produce the intended results. There is no guarantee that the Fund's investment results will have

a high degree of correlation to those of the Underlying Index or that the Fund will achieve its investment objective.

Market Trading Risk. The Fund faces numerous market trading risks, including the potential lack of an active market for Fund shares (including through a trading halt), losses from trading in secondary markets, periods of high volatility, and disruptions in the process of creating and redeeming Fund shares. Any of these factors, among others, may lead to the Fund's shares trading in the secondary market at a premium or discount to NAV or to the intraday value of the Fund's portfolio holdings. If you buy Fund shares at a time when the market price is at a premium to NAV or sell Fund shares at a time when the market price is at a discount to NAV, you may pay significantly more or receive significantly less than the underlying value of the Fund shares.

Mid-Capitalization Companies Risk. Compared to large-capitalization companies, mid-capitalization companies may be less stable and more susceptible to adverse developments. The securities of mid-capitalization companies may be more volatile and less liquid than those of large-capitalization companies. As a result, the Fund's share price may be more volatile than that of a fund with a greater investment in large-capitalization stocks.

National Closed Market Trading Risk. To the extent that securities or other assets held by the Fund trade on foreign exchanges or in foreign markets that may be closed when the securities exchange on which the Fund's shares trade is open, there are likely to be deviations between such asset's current price and its last quoted price (*i.e.*, the quote from the closed foreign market to the Fund). The impact of a closed foreign market on the Fund is likely to be greater where a large portion of the Fund's holdings trade on a closed foreign market or when a foreign market is closed for unscheduled reasons. These deviations could result in premiums or discounts to the Fund's NAV that may be greater than those experienced by other funds.

Non-Diversification Risk. The Fund is classified as "non-diversified." This means that, compared with funds that are classified as "diversified," the Fund may invest a greater percentage of its assets in securities or other instruments representing a small number of issuers or counterparties and thus may be more susceptible to the risks associated with these particular issuers or counterparties. As a result, the Fund's performance may depend to a greater extent on the performance of a small number of issuers or counterparties, which may lead to more volatility in the Fund's NAV.

Operational Risk. The Fund is exposed to operational risks arising from a number of factors, including, but not limited to, human error, processing and communication errors, errors of the Fund's service providers, counterparties or other third parties, failed or inadequate processes and technology or systems failures. The Fund and BFA seek to reduce these operational risks through controls and procedures. However, these measures do not address every possible risk and may be inadequate to address significant operational risks.

Reliance on Trading Partners Risk. The Fund invests in a country whose economy is heavily dependent upon trading with key partners. Any reduction in this trading may have an adverse impact on the Fund's investments. Through its holdings of

securities of certain issuers, the Fund is specifically exposed to **European Economic Risk.**

Securities Lending Risk. The Fund may engage in securities lending. Securities lending involves the risk that the Fund may lose money because the borrower of the loaned securities fails to return the securities in a timely manner or at all. The Fund could also lose money in the event of a decline in the value of collateral provided for loaned securities or a decline in the value of any investments made with cash collateral. These events could also trigger adverse tax consequences for the Fund.

Small-Capitalization Companies Risk. Compared to mid- and large-capitalization companies, small-capitalization companies may be less stable and more susceptible to adverse developments. The securities of small-capitalization companies may be more volatile and less liquid than those of mid- and large-capitalization companies. As a result, the Fund's share price may be more volatile than that of a fund with a greater investment in large- or mid-capitalization stocks.

Small Fund Risk. When the Fund's size is small, the Fund may experience low trading volume and wide bid/ask spreads. In addition, the Fund may face the risk of being delisted if it does not meet certain requirements set by the listing exchange. Any resulting liquidation of the Fund could lead to elevated transaction costs for the Fund and negative tax consequences for its shareholders.

Tracking Error Risk. The Fund may be subject to "tracking error," which is the divergence of the Fund's performance from that of the Underlying Index. Tracking error may occur due to a number of factors, including differences between the securities and other assets held in the Fund's portfolio and those included in the Underlying Index; differences in the timing and methodologies used to value securities and other assets; transaction costs and other expenses incurred by the Fund that the Underlying Index does not incur; the Fund's holding of uninvested cash; differences in the timing of the accrual or the valuation of dividends or interest received by the Fund or distributions paid to Fund shareholders; tax gains or losses; the requirements for the Fund to maintain pass-through tax treatment; portfolio transactions carried out to minimize the distribution of capital gains to shareholders; the acceptance of custom baskets; changes to the Underlying Index; and impacts to the Fund of complying with certain regulatory requirements or limits. Tracking error risk may be heightened during times of increased market volatility or other unusual market conditions. Until the Fund reaches greater scale, it may experience higher tracking error than is typical for similar index ETFs. A Fund that tracks an index with exposure to non-U.S. issuers may experience higher tracking error than ETFs that do not track such indexes.

Valuation Risk. The price that the Fund could receive upon the sale (or other disposition) of a security or other asset may differ from the Fund's valuation of the security or other asset, particularly for securities or other assets that trade in low volume or volatile markets or that are valued using a fair value methodology. The price received by the Fund also may differ from the value used by the Underlying Index. In addition, the value of the securities or other assets in the Fund's portfolio may change on days or during time periods when investors are not able to purchase or sell Fund shares. Authorized Participants that create

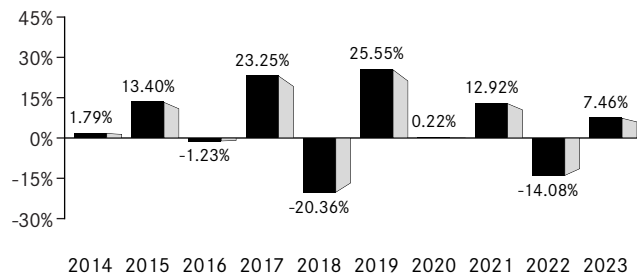
or redeem Fund shares on days when the Fund is holding fair-valued securities or other assets may receive fewer or more shares, or lower or higher redemption proceeds, than they would have received had the securities or other assets not been fair

valued or been valued using a different methodology. The ability to value investments may be impacted by technological issues or errors by pricing services or other third-party service providers.

Performance Information

The performance information below illustrates how the Fund's performance has varied over different periods and provides some indication of the risks of investing in the Fund. The bar chart shows how the performance of the Fund has varied from one calendar year to another over the periods shown. The table compares the Fund's performance to that of an appropriate broad-based securities market index and the Underlying Index. Fund returns assume the reinvestment of any dividends and distributions. The Fund's returns reflect the impact of any agreements to waive or reimburse expenses, which would reduce performance if not in effect. Past performance (before and after taxes) does not necessarily indicate how the Fund will perform in the future. Updated performance information, including the Fund's current NAV, may be obtained by visiting www.iShares.com or by calling 1-800-iShares (1-800-474-2737) (toll free).

Calendar Year-by-Year Returns



	Return (%)	Period Ended
Calendar Year-to-Date Return	12.91%	September 30, 2024
During the periods shown in the chart:		
Best Quarter	23.11%	December 31, 2022
Worst Quarter	-26.92%	March 31, 2020

Average Annual Total Returns (for the periods ended December 31, 2023)

	One Year	Five Years	Ten Years
(Inception Date: 3/12/1996)			
Return Before Taxes	7.46%	5.58%	3.91%
Return After Taxes on Distributions	7.53%	5.26%	3.62%
Return After Taxes on Distributions and Sale of Fund Shares	4.97%	4.62%	3.32%
MSCI ACWI ex USA Index ¹ (Returns do not reflect deductions for fees, expenses or taxes)	15.62%	7.08%	3.83%
MSCI Belgium IMI 25/50 Index (Returns do not reflect deductions for fees, expenses or taxes)	7.71%	4.28%	3.29%

¹ The Fund has added this broad-based index in response to new regulatory requirements.

After-tax returns in the table above are calculated using the historical highest individual U.S. federal marginal income tax rates and do not reflect the impact of state or local taxes. Actual after-tax returns depend on an investor's tax situation and may differ from those shown, and after-tax returns shown are not relevant to tax-exempt investors or investors who hold shares through tax-deferred arrangements, such as 401(k) plans or individual retirement accounts ("IRAs"). Fund returns after taxes on distributions and sales of Fund shares are calculated assuming that an investor has sufficient capital gains of the same character from other investments to offset any capital losses from the sales of Fund shares. As a result, Fund returns after taxes on distributions and sales of Fund shares may exceed Fund returns before taxes and/or returns after taxes on distributions.

Management

Investment Adviser. BlackRock Fund Advisors.

Portfolio Managers. Jennifer Hsui, Greg Savage and Paul Whitehead (the “Portfolio Managers”) are primarily responsible for the day-to-day management of the Fund. Each Portfolio Manager supervises a portfolio management team. Ms. Hsui, Mr. Savage and Mr. Whitehead have been Portfolio Managers of the Fund since 2012, 2008 and 2022, respectively.

Purchase and Sale of Fund Shares

The Fund is an ETF. Individual shares of the Fund may only be bought and sold in the secondary market through a broker-dealer. Because ETF shares trade at market prices rather than at NAV, shares may trade at a price greater than NAV (a premium) or less than NAV (a discount). An investor may incur costs attributable to the difference between the highest price a buyer is willing to pay to purchase shares of the Fund (bid) and the lowest price a seller is willing to accept for shares of the Fund (ask) when buying or selling shares in the secondary market (the “bid-ask spread”).

Tax Information

The Fund intends to make distributions that may be taxable to you as ordinary income or capital gains, unless you are investing through a tax-deferred arrangement such as a 401(k) plan or an IRA, in which case, your distributions generally will be taxed when withdrawn.

Payments to Broker-Dealers and Other Financial Intermediaries

If you purchase shares of the Fund through a broker-dealer or other financial intermediary (such as a bank), BFA or other related companies may pay the intermediary for marketing activities and presentations, educational training programs, conferences, the development of technology platforms and reporting systems or other services related to the sale or promotion of the Fund. These payments may create a conflict of interest by influencing the broker-dealer or other intermediary and your salesperson to recommend the Fund over another investment. Ask your salesperson or visit your financial intermediary’s website for more information.

iSHARES[®] MSCI CANADA ETF

Ticker: EWC

Stock Exchange: NYSE Arca

Investment Objective

The iShares MSCI Canada ETF (the “Fund”) seeks to track the investment results of an index composed of Canadian equities.

Fees and Expenses

The following table describes the fees and expenses that you will incur if you buy, hold and sell shares of the Fund. The investment advisory agreement between iShares, Inc. (the “Company”) and BlackRock Fund Advisors (“BFA”) (the “Investment Advisory Agreement”) provides that BFA will pay all operating expenses of the Fund, except: (i) the management fees, (ii) interest expenses, (iii) taxes, (iv) expenses incurred with respect to the acquisition and disposition of portfolio securities and the execution of portfolio transactions, including brokerage commissions, (v) distribution fees or expenses, and (vi) litigation expenses and any extraordinary expenses.

You may pay other fees, such as brokerage commissions and other fees to financial intermediaries, which are not reflected in the tables and examples below.

Annual Fund Operating Expenses (ongoing expenses that you pay each year as a percentage of the value of your investments) ¹			
<u>Management Fees</u>	<u>Distribution and Service (12b-1) Fees</u>	<u>Other Expenses²</u>	<u>Total Annual Fund Operating Expenses</u>
0.50%	None	0.00%	0.50%

¹ Operating expenses paid by BFA under the Investment Advisory Agreement exclude acquired fund fees and expenses, if any.

² The amount rounded to 0.00%.

Example. This Example is intended to help you compare the cost of owning shares of the Fund with the cost of investing in other funds. The Example assumes that you invest \$10,000 in the Fund for the time periods indicated and then sell all of your shares at the end of those periods. The Example also assumes that your investment has a 5% return each year and that the Fund’s operating expenses remain the same. Although your actual costs may be higher or lower, based on these assumptions, your costs would be:

<u>1 Year</u>	<u>3 Years</u>	<u>5 Years</u>	<u>10 Years</u>
\$51	\$160	\$280	\$628

Portfolio Turnover. The Fund may pay transaction costs, such as commissions, when it buys and sells securities (or “turns over” its portfolio). A higher portfolio turnover rate may indicate higher transaction costs and may result in higher taxes when Fund shares are held in a taxable account. These costs, which are not reflected in the Annual Fund Operating Expenses or in the Example, affect the Fund’s performance. During the most recent fiscal year, the Fund’s portfolio turnover rate was 4% of the average value of its portfolio.

Principal Investment Strategies

The Fund seeks to track the investment results of the MSCI Canada Custom Capped Index (the “Underlying Index”), which is designed to measure broad-based equity performance in Canada. The Underlying Index constrains at quarterly rebalance the weight of any single issuer to a maximum of 22.5% of the Underlying Index. Additionally, the sum of the issuers that individually constitute more than 4.75% of the weight of the Underlying Index will not exceed a maximum of 22.5% of the weight of the Underlying Index in the aggregate. Between quarterly rebalances, the Underlying Index constrains weight of any single issuer to a maximum of 22.5% of the Underlying Index and constrains the

sum of the issuers that individually constitute more than 5% of the weight of the Underlying Index to maximum of 24% of the weight of the Underlying Index in the aggregate. The Underlying Index is a variation of the MSCI Canada Index, designed to take into account the investment diversification requirements applicable to RICs pursuant to Subchapter M of the Internal Revenue Code. The Underlying Index includes large- and mid-capitalization companies and may change over time. As of August 31, 2024, a significant portion of the Underlying Index is represented by securities of companies in the energy and financials industries or sectors. The components of the Underlying Index are likely to change over time.

BFA uses an indexing approach to try to achieve the Fund’s investment objective. The Fund does not try to “beat” the index it tracks and does not seek temporary defensive positions when markets decline or appear overvalued.

Indexing may eliminate the chance that the Fund will substantially outperform the Underlying Index but also may reduce some of the risks of active management, such as poor security selection. Indexing seeks to achieve lower costs and better after-tax performance by aiming to keep portfolio turnover low in comparison to actively managed investment companies.

BFA uses a representative sampling indexing strategy to manage the Fund. "Representative sampling" is an indexing strategy that involves investing in a representative sample of securities that collectively has an investment profile similar to that of an applicable underlying index. The securities selected are expected to have, in the aggregate, investment characteristics (based on factors such as market capitalization and industry weightings), fundamental characteristics (such as return variability and yield) and liquidity measures similar to those of an applicable underlying index. The Fund may or may not hold all of the securities in the Underlying Index.

The Fund generally will invest at least 80% of its assets in the component securities of its Underlying Index and in investments that have economic characteristics that are substantially identical to the component securities of its Underlying Index (*i.e.*, depositary receipts representing securities of the Underlying Index) and may invest up to 20% of its assets in certain futures, options and swap contracts, cash and cash equivalents, including shares of money market funds advised by BFA or its affiliates, as well as in securities not included in the Underlying Index, but which BFA believes will help the Fund track the Underlying Index. Cash and cash equivalent investments associated with a derivative position will be treated as part of that position for the purposes of calculating the percentage of investments included in the Underlying Index. The Fund seeks to track the investment results of the Underlying Index before fees and expenses of the Fund.

The Fund may lend securities representing up to one-third of the value of the Fund's total assets (including the value of any collateral received).

The Underlying Index is sponsored by MSCI Inc. (the "Index Provider" or "MSCI"), which is independent of the Fund and BFA. The Index Provider determines the composition and relative weightings of the securities in the Underlying Index and publishes information regarding the market value of the Underlying Index.

Industry Concentration Policy. The Fund will concentrate its investments (*i.e.*, hold 25% or more of its total assets) in a particular industry or group of industries to approximately the same extent that the Underlying Index is concentrated. For purposes of this limitation, securities of the U.S. government (including its agencies and instrumentalities) and repurchase agreements collateralized by U.S. government securities are not considered to be issued by members of any industry.

Summary of Principal Risks

As with any investment, you could lose all or part of your investment in the Fund, and the Fund's performance could trail that of other investments. The Fund is subject to certain risks, including the principal risks noted below, any of which may adversely affect the Fund's net asset value per share ("NAV"), trading price, yield, total return and ability to meet its investment objective. Certain key risks are prioritized below (with others following in alphabetical order), but the relative significance of any risk is difficult to predict and may change over time. You should review each risk factor carefully.

Risk of Investing in Canada. Investments in Canadian issuers will subject the Fund to legal, regulatory, political, currency, security

and economic risk specific to Canada. Among other things, the Canadian economy is heavily dependent on relationships with certain key trading partners, including the U.S. and China. The Canadian economy is sensitive to fluctuations in certain commodity markets.

Non-U.S. Securities Risk. Securities issued by non-U.S. issuers (including depositary receipts) are subject to different legal, regulatory, political, economic, and market risks than securities issued by U.S. issuers. These risks include greater market volatility, less market liquidity, higher transaction costs, expropriation, confiscatory taxation, adverse changes in foreign investment or currency control regulations, restrictions on the repatriation of capital, and political instability. Non-U.S. issuers may be subject to different accounting, audit and financial reporting standards than U.S. issuers, and there may be less publicly available information about non-U.S. issuers. Foreign market trading hours, different clearing and settlement procedures, and holiday schedules may limit the Fund's ability to engage in portfolio transactions. To the extent that investments are made in a limited number of countries, events in those countries will have a more significant impact on the Fund.

Equity Securities Risk. Equity securities are subject to changes in value, and their values may be more volatile than those of other asset classes. The value of a security may decline for a number of reasons that may directly relate to the issuer as well as due to general industry or market conditions. Common stock is subordinated to preferred securities and debt in a company's capital structure. Common stock has the lowest priority, and the greatest risk, with respect to dividends and any liquidation payments in the event of an issuer's bankruptcy.

Market Risk. The Fund could lose money over short periods due to short-term market movements and over longer periods during more prolonged market downturns. Local, regional or global events such as war, acts of terrorism, pandemics or other public health issues, recessions, the prospect or occurrence of a sovereign default or other financial crisis, or other events could have a significant impact on the Fund and its investments and could result in increased premiums or discounts to the Fund's NAV.

Index-Related Risk. The Index Provider may rely on various sources of information to assess the criteria of components of the Underlying Index, including information that may be based on assumptions and estimates. Neither the Fund nor BFA can offer assurances that the Index Provider's methodology or sources of information will provide an accurate assessment of included components or will result in the Fund meeting its investment objective. Errors in index data, index computations or the construction of the Underlying Index in accordance with its methodology may occur, and the Index Provider may not identify or correct them promptly or at all, which may have an adverse impact on the Fund and its shareholders. Unusual market conditions or other unforeseen circumstances (such as natural disasters, political unrest or war) may impact the Index Provider or a third-party data provider and could cause the Index Provider to postpone a scheduled rebalance. This could cause the Underlying Index to vary from its normal or expected composition.

Asset Class Risk. The securities and other assets in the Underlying Index or in the Fund's portfolio may underperform in

comparison to financial markets generally, a particular financial market, another index, or other asset classes.

Authorized Participant Concentration Risk. An “Authorized Participant” is a member or participant of a clearing agency registered with the SEC, which has a written agreement with the Fund or one of its service providers that allows the Authorized Participant to place orders for the purchase and redemption of creation units (“Creation Units”). Only an Authorized Participant may engage in creation or redemption transactions directly with the Fund. There are a limited number of institutions that may act as Authorized Participants for the Fund, including on an agency basis on behalf of other market participants. No Authorized Participant is obligated to engage in creation or redemption transactions. To the extent that Authorized Participants exit the business or do not place creation or redemption orders for the Fund and no other Authorized Participant places orders, Fund shares are more likely to trade at a premium or discount to NAV and possibly face trading halts or delisting.

Commodity Risk. The Fund invests in Canadian issuers that are susceptible to fluctuations in certain commodity markets and to price changes due to trade relations. Any negative changes in commodity markets that may be due to changes in supply and demand for commodities, market events, war, regulatory developments, other catastrophic events, or other factors that the Fund cannot control could have an adverse impact on the Canadian economy.

Concentration Risk. The Fund may be susceptible to an increased risk of loss, including losses due to adverse events that affect the Fund’s investments more than the market as a whole, to the extent that the Fund’s investments are concentrated in the securities or other assets of one or more issuers, countries or other geographic units, markets, industries, project types, or asset classes.

Currency Risk. Because the Fund’s NAV is determined in U.S. dollars, the NAV could decline if the currency of the non-U.S. market in which the Fund invests depreciates against the U.S. dollar or if there are delays or limits on the repatriation of foreign currency. Currency exchange rates can be very volatile and can change quickly and unpredictably. As a result, the Fund’s NAV may change quickly and without warning. In addition, the Fund may incur costs in connection with conversions between U.S. dollars and foreign currencies.

Cybersecurity Risk. Failures or breaches of the electronic systems of the Fund, its adviser, distributor, Index Provider, other service providers, counterparties, or issuers of assets in which the Fund invests may cause disruptions that negatively impact the Fund and its shareholders. While the Fund has established business continuity plans and risk management systems seeking to address system breaches or failures, there are inherent limitations in such plans and systems. The Fund cannot control the cybersecurity plans and systems of its service providers, counterparties, and other third parties whose activities affect the Fund. In addition, cyber incidents may adversely impact the issuers of securities in which the Fund invests, which may cause such investments to lose value.

Energy Companies Risk. Companies in the energy sector may be adversely affected by volatility in energy and commodity prices,

lower demand, overproduction, depletion of resources, social and political unrest, war, trade disputes, government regulations and energy transition efforts, among other factors. The energy sector is cyclical and can be significantly impacted by changes in economic conditions. Some energy companies, such as those in the oil and gas sector, face substantial costs related to exploration and production and significant operational risks. Energy companies are at risk of environmental damage claims and other litigation.

Financial Companies Risk. Financial services companies are subject to extensive governmental regulation and intervention, which may adversely affect their profitability, the scope of their activities, the prices they can charge, the amount of capital and liquid assets they must maintain and their size, among other things. Financial services companies also may be significantly affected by, among other things, interest rates, economic conditions, volatility in financial markets, credit rating downgrades, adverse public perception, exposure concentration and counterparty risk.

Issuer Risk. The performance of the Fund depends on the performance of individual securities or other assets to which the Fund has exposure. The value of securities or other assets may decline, or perform differently from the market as a whole, due to changes in the financial condition or credit rating of the issuer or counterparty.

Large-Capitalization Companies Risk. Large-capitalization companies may be less able than smaller-capitalization companies to adapt to changing market conditions and competitive challenges. Large-capitalization companies may be more mature and subject to more limited growth potential compared with smaller-capitalization companies. The performance of large-capitalization companies could trail the overall performance of the broader securities markets.

Management Risk. The Fund generally does not attempt to take defensive positions under any market conditions, including declining markets. As the Fund will not fully replicate the Underlying Index and may hold securities or other assets not included in the Underlying Index, it is subject to the risk that the investment strategy of BFA may not produce the intended results. There is no guarantee that the Fund’s investment results will have a high degree of correlation to those of the Underlying Index or that the Fund will achieve its investment objective.

Market Trading Risk. The Fund faces numerous market trading risks, including the potential lack of an active market for Fund shares (including through a trading halt), losses from trading in secondary markets, periods of high volatility, and disruptions in the process of creating and redeeming Fund shares. Any of these factors, among others, may lead to the Fund’s shares trading in the secondary market at a premium or discount to NAV or to the intraday value of the Fund’s portfolio holdings. If you buy Fund shares at a time when the market price is at a premium to NAV or sell Fund shares at a time when the market price is at a discount to NAV, you may pay significantly more or receive significantly less than the underlying value of the Fund shares.

National Closed Market Trading Risk. To the extent that securities or other assets held by the Fund trade on foreign exchanges or in foreign markets that may be closed when the

securities exchange on which the Fund's shares trade is open, there are likely to be deviations between such asset's current price and its last quoted price (*i.e.*, the quote from the closed foreign market to the Fund). The impact of a closed foreign market on the Fund is likely to be greater where a large portion of the Fund's holdings trade on a closed foreign market or when a foreign market is closed for unscheduled reasons. These deviations could result in premiums or discounts to the Fund's NAV that may be greater than those experienced by other funds.

Operational Risk. The Fund is exposed to operational risks arising from a number of factors, including, but not limited to, human error, processing and communication errors, errors of the Fund's service providers, counterparties or other third parties, failed or inadequate processes and technology or systems failures. The Fund and BFA seek to reduce these operational risks through controls and procedures. However, these measures do not address every possible risk and may be inadequate to address significant operational risks.

Reliance on Trading Partners Risk. The Fund invests in a country whose economy is heavily dependent upon trading with key partners. Any reduction in this trading may have an adverse impact on the Fund's investments. Through its holdings of securities of certain issuers, the Fund is specifically exposed to **Asian Economic Risk, North American Economic Risk and U.S. Economic Risk.**

Securities Lending Risk. The Fund may engage in securities lending. Securities lending involves the risk that the Fund may lose money because the borrower of the loaned securities fails to return the securities in a timely manner or at all. The Fund could also lose money in the event of a decline in the value of collateral provided for loaned securities or a decline in the value of any investments made with cash collateral. These events could also trigger adverse tax consequences for the Fund.

Tracking Error Risk. The Fund may be subject to "tracking error," which is the divergence of the Fund's performance from that of the Underlying Index. Tracking error may occur due to a number of

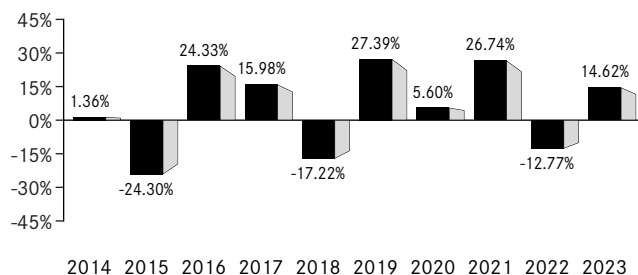
factors, including differences between the securities and other assets held in the Fund's portfolio and those included in the Underlying Index; differences in the timing and methodologies used to value securities and other assets; transaction costs and other expenses incurred by the Fund that the Underlying Index does not incur; the Fund's holding of uninvested cash; differences in the timing of the accrual or the valuation of dividends or interest received by the Fund or distributions paid to Fund shareholders; tax gains or losses; the requirements for the Fund to maintain pass-through tax treatment; portfolio transactions carried out to minimize the distribution of capital gains to shareholders; the acceptance of custom baskets; changes to the Underlying Index; and impacts to the Fund of complying with certain regulatory requirements or limits. Tracking error risk may be heightened during times of increased market volatility or other unusual market conditions. A Fund that tracks an index with exposure to non-U.S. issuers may experience higher tracking error than ETFs that do not track such indexes.

Valuation Risk. The price that the Fund could receive upon the sale (or other disposition) of a security or other asset may differ from the Fund's valuation of the security or other asset, particularly for securities or other assets that trade in low volume or volatile markets or that are valued using a fair value methodology. The price received by the Fund also may differ from the value used by the Underlying Index. In addition, the value of the securities or other assets in the Fund's portfolio may change on days or during time periods when investors are not able to purchase or sell Fund shares. Authorized Participants that create or redeem Fund shares on days when the Fund is holding fair-valued securities or other assets may receive fewer or more shares, or lower or higher redemption proceeds, than they would have received had the securities or other assets not been fair valued or been valued using a different methodology. The ability to value investments may be impacted by technological issues or errors by pricing services or other third-party service providers.

Performance Information

The performance information below illustrates how the Fund's performance has varied over different periods and provides some indication of the risks of investing in the Fund. The bar chart shows how the performance of the Fund has varied from one calendar year to another over the periods shown. The table compares the Fund's performance to that of an appropriate broad-based securities market index and the Underlying Index. Fund returns assume the reinvestment of any dividends and distributions. The Fund's returns reflect the impact of any agreements to waive or reimburse expenses, which would reduce performance if not in effect. Past performance (before and after taxes) does not necessarily indicate how the Fund will perform in the future. Updated performance information, including the Fund's current NAV, may be obtained by visiting www.iShares.com or by calling 1-800-iShares (1-800-474-2737) (toll free).

Calendar Year-by-Year Returns



	<u>Return (%)</u>	<u>Period Ended</u>
Calendar Year-to-Date Return	14.21%	September 30, 2024
During the periods shown in the chart:		
Best Quarter	20.38%	June 30, 2020
Worst Quarter	-27.63%	March 31, 2020

Average Annual Total Returns (for the periods ended December 31, 2023)

	<u>One Year</u>	<u>Five Years</u>	<u>Ten Years</u>
(Inception Date: 3/12/1996)			
Return Before Taxes	14.62%	11.26%	4.56%
Return After Taxes on Distributions	14.42%	11.01%	4.33%
Return After Taxes on Distributions and Sale of Fund Shares	9.50%	9.24%	3.81%
MSCI ACWI ex USA Index ¹ (Returns do not reflect deductions for fees, expenses or taxes)	15.62%	7.08%	3.83%
MSCI Canada Custom Capped Index ² (Returns do not reflect deductions for fees, expenses or taxes)	15.44%	11.51%	4.76%

¹ The Fund has added this broad-based index in response to new regulatory requirements.

² Index returns through August 31, 2017 reflect the performance of the MSCI Canada Index. Index returns beginning on September 1, 2017 reflect the performance of the MSCI Canada Custom Capped Index, which, effective as of September 1, 2017, replaced the MSCI Canada Index as the Underlying Index of the Fund.

After-tax returns in the table above are calculated using the historical highest individual U.S. federal marginal income tax rates and do not reflect the impact of state or local taxes. Actual after-tax returns depend on an investor's tax situation and may differ from those shown, and after-tax returns shown are not relevant to tax-exempt investors or investors who hold shares through tax-deferred arrangements, such as 401(k) plans or individual retirement accounts ("IRAs"). Fund returns after taxes on distributions and sales of Fund shares are calculated assuming that an investor has sufficient capital gains of the same character from other investments to offset any capital losses from the sales of Fund shares. As a result, Fund returns after taxes on distributions and sales of Fund shares may exceed Fund returns before taxes and/or returns after taxes on distributions.

Management

Investment Adviser. BlackRock Fund Advisors.

Portfolio Managers. Jennifer Hsui, Greg Savage and Paul Whitehead (the “Portfolio Managers”) are primarily responsible for the day-to-day management of the Fund. Each Portfolio Manager supervises a portfolio management team. Ms. Hsui, Mr. Savage and Mr. Whitehead have been Portfolio Managers of the Fund since 2012, 2008 and 2022, respectively.

Purchase and Sale of Fund Shares

The Fund is an ETF. Individual shares of the Fund may only be bought and sold in the secondary market through a broker-dealer. Because ETF shares trade at market prices rather than at NAV, shares may trade at a price greater than NAV (a premium) or less than NAV (a discount). An investor may incur costs attributable to the difference between the highest price a buyer is willing to pay to purchase shares of the Fund (bid) and the lowest price a seller is willing to accept for shares of the Fund (ask) when buying or selling shares in the secondary market (the “bid-ask spread”).

Tax Information

The Fund intends to make distributions that may be taxable to you as ordinary income or capital gains, unless you are investing through a tax-deferred arrangement such as a 401(k) plan or an IRA, in which case, your distributions generally will be taxed when withdrawn.

Payments to Broker-Dealers and Other Financial Intermediaries

If you purchase shares of the Fund through a broker-dealer or other financial intermediary (such as a bank), BFA or other related companies may pay the intermediary for marketing activities and presentations, educational training programs, conferences, the development of technology platforms and reporting systems or other services related to the sale or promotion of the Fund. These payments may create a conflict of interest by influencing the broker-dealer or other intermediary and your salesperson to recommend the Fund over another investment. Ask your salesperson or visit your financial intermediary’s website for more information.

iSHARES[®] MSCI EUROZONE ETF

Ticker: EZU

Stock Exchange: Cboe BZX

Investment Objective

The iShares MSCI Eurozone ETF (the “Fund”) seeks to track the investment results of an index composed of large- and mid-capitalization equities from developed market countries that use the euro as their official currency.

Fees and Expenses

The following table describes the fees and expenses that you will incur if you buy, hold and sell shares of the Fund. The investment advisory agreement between iShares, Inc. (the “Company”) and BlackRock Fund Advisors (“BFA”) (the “Investment Advisory Agreement”) provides that BFA will pay all operating expenses of the Fund, except: (i) the management fees, (ii) interest expenses, (iii) taxes, (iv) expenses incurred with respect to the acquisition and disposition of portfolio securities and the execution of portfolio transactions, including brokerage commissions, (v) distribution fees or expenses, and (vi) litigation expenses and any extraordinary expenses.

You may pay other fees, such as brokerage commissions and other fees to financial intermediaries, which are not reflected in the tables and examples below.

Annual Fund Operating Expenses (ongoing expenses that you pay each year as a percentage of the value of your investments) ¹			
<u>Management Fees</u>	<u>Distribution and Service (12b-1) Fees</u>	<u>Other Expenses</u>	<u>Total Annual Fund Operating Expenses</u>
0.50%	None	0.01%	0.51%

¹ Operating expenses paid by BFA under the Investment Advisory Agreement exclude acquired fund fees and expenses, if any.

Example. This Example is intended to help you compare the cost of owning shares of the Fund with the cost of investing in other funds. The Example assumes that you invest \$10,000 in the Fund for the time periods indicated and then sell all of your shares at the end of those periods. The Example also assumes that your investment has a 5% return each year and that the Fund’s operating expenses remain the same. Although your actual costs may be higher or lower, based on these assumptions, your costs would be:

<u>1 Year</u>	<u>3 Years</u>	<u>5 Years</u>	<u>10 Years</u>
\$52	\$164	\$285	\$640

Portfolio Turnover. The Fund may pay transaction costs, such as commissions, when it buys and sells securities (or “turns over” its portfolio). A higher portfolio turnover rate may indicate higher transaction costs and may result in higher taxes when Fund shares are held in a taxable account. These costs, which are not reflected in the Annual Fund Operating Expenses or in the Example, affect the Fund’s performance. During the most recent fiscal year, the Fund’s portfolio turnover rate was 4% of the average value of its portfolio.

Principal Investment Strategies

The Fund seeks to track the investment results of the MSCI EMU Index (the “Underlying Index”), which consists of securities from the following 10 developed market countries: Austria, Belgium, Finland, France, Germany, Ireland, Italy, the Netherlands, Portugal and Spain. The Underlying Index includes large- and mid-capitalization companies and may change over time. As of August 31, 2024, a significant portion of the Underlying Index is represented by securities of companies in the financials and industrials industries or sectors. The components of the Underlying Index are likely to change over time.

BFA uses an indexing approach to try to achieve the Fund’s investment objective. The Fund does not try to “beat” the index it tracks and does not seek temporary defensive positions when markets decline or appear overvalued.

Indexing may eliminate the chance that the Fund will substantially outperform the Underlying Index but also may reduce some of the risks of active management, such as poor security selection. Indexing seeks to achieve lower costs and better after-tax performance by aiming to keep portfolio turnover low in comparison to actively managed investment companies.

BFA uses a representative sampling indexing strategy to manage the Fund. “Representative sampling” is an indexing strategy that involves investing in a representative sample of securities that collectively has an investment profile similar to that of an applicable underlying index. The securities selected are expected to have, in the aggregate, investment characteristics (based on factors such as market capitalization and industry weightings), fundamental characteristics (such as return variability and yield) and liquidity measures similar to those of an applicable underlying index. The Fund may or may not hold all of the securities in the Underlying Index.

The Fund generally will invest at least 80% of its assets in the component securities of its Underlying Index and in investments that have economic characteristics that are substantially identical to the component securities of its Underlying Index (*i.e.*, depositary receipts representing securities of the Underlying Index) and may invest up to 20% of its assets in certain futures, options and swap contracts, cash and cash equivalents, including shares of money market funds advised by BFA or its affiliates, as well as in securities not included in the Underlying Index, but which BFA believes will help the Fund track the Underlying Index. Cash and cash equivalent investments associated with a derivative position will be treated as part of that position for the purposes of calculating the percentage of investments included in the Underlying Index. The Fund seeks to track the investment results of the Underlying Index before fees and expenses of the Fund.

The Fund may lend securities representing up to one-third of the value of the Fund's total assets (including the value of any collateral received).

The Underlying Index is sponsored by MSCI Inc. (the "Index Provider" or "MSCI"), which is independent of the Fund and BFA. The Index Provider determines the composition and relative weightings of the securities in the Underlying Index and publishes information regarding the market value of the Underlying Index.

Industry Concentration Policy. The Fund will concentrate its investments (*i.e.*, hold 25% or more of its total assets) in a particular industry or group of industries to approximately the same extent that the Underlying Index is concentrated. For purposes of this limitation, securities of the U.S. government (including its agencies and instrumentalities) and repurchase agreements collateralized by U.S. government securities are not considered to be issued by members of any industry.

Summary of Principal Risks

As with any investment, you could lose all or part of your investment in the Fund, and the Fund's performance could trail that of other investments. The Fund is subject to certain risks, including the principal risks noted below, any of which may adversely affect the Fund's net asset value per share ("NAV"), trading price, yield, total return and ability to meet its investment objective. Certain key risks are prioritized below (with others following in alphabetical order), but the relative significance of any risk is difficult to predict and may change over time. You should review each risk factor carefully.

Risk of Investing in Europe. The Fund is more exposed to the economic and political risks of Europe and of the European countries in which it invests than funds whose investments are more geographically diversified. Adverse economic and political events, including war, in Europe may cause the Fund's investments to decline in value. The economies and markets of European countries are often closely connected and interdependent, and events in one country in Europe can have an adverse impact on other European countries. The Fund makes investments in securities of issuers that are domiciled in, or have significant operations in, member states of the European Union (the "EU") that are subject to economic and monetary controls that can adversely affect the Fund's investments. The European financial markets have historically experienced volatility and

adverse trends and these events have and may in the future adversely affect the exchange rate of the euro and may significantly affect other European countries. On January 31, 2020, the U.K. officially left the EU ("Brexit"), subject to a transitional period that ended December 31, 2020. The U.K. and EU reached an agreement on the terms of their future trading relationship effective January 1, 2021, which principally relates to the trading of goods rather than services, including financial services. Further discussions are to be held between the U.K. and the EU in relation to matters not covered by the trade agreement, such as financial services. The Fund faces risks associated with the potential uncertainty and consequences that may follow Brexit, including with respect to volatility in exchange rates and interest rates.

Risk of Investing in Developed Countries. The Fund's investment in developed country issuers will subject the Fund to legal, regulatory, political, currency, security, economic and other risks associated with developed countries. Developed countries tend to represent a significant portion of the global economy and have generally experienced slower economic growth than some less developed countries. Certain developed countries have experienced security concerns, such as war, terrorism and strained international relations. Incidents involving a country's or region's security may cause uncertainty in its markets and may adversely affect its economy and the Fund's investments. In addition, developed countries may be adversely impacted by changes to the economic conditions of certain key trading partners, regulatory burdens, debt burdens and the price or availability of certain commodities.

Equity Securities Risk. Equity securities are subject to changes in value, and their values may be more volatile than those of other asset classes. The value of a security may decline for a number of reasons that may directly relate to the issuer as well as due to general industry or market conditions. Common stock is subordinated to preferred securities and debt in a company's capital structure. Common stock has the lowest priority, and the greatest risk, with respect to dividends and any liquidation payments in the event of an issuer's bankruptcy.

Market Risk. The Fund could lose money over short periods due to short-term market movements and over longer periods during more prolonged market downturns. Local, regional or global events such as war, acts of terrorism, pandemics or other public health issues, recessions, the prospect or occurrence of a sovereign default or other financial crisis, or other events could have a significant impact on the Fund and its investments and could result in increased premiums or discounts to the Fund's NAV.

Index-Related Risk. The Index Provider may rely on various sources of information to assess the criteria of components of the Underlying Index, including information that may be based on assumptions and estimates. Neither the Fund nor BFA can offer assurances that the Index Provider's methodology or sources of information will provide an accurate assessment of included components or will result in the Fund meeting its investment objective. Errors in index data, index computations or the construction of the Underlying Index in accordance with its methodology may occur, and the Index Provider may not identify or correct them promptly or at all, which may have an adverse

impact on the Fund and its shareholders. Unusual market conditions or other unforeseen circumstances (such as natural disasters, political unrest or war) may impact the Index Provider or a third-party data provider and could cause the Index Provider to postpone a scheduled rebalance. This could cause the Underlying Index to vary from its normal or expected composition.

Asset Class Risk. The securities and other assets in the Underlying Index or in the Fund's portfolio may underperform in comparison to financial markets generally, a particular financial market, another index, or other asset classes.

Authorized Participant Concentration Risk. An "Authorized Participant" is a member or participant of a clearing agency registered with the SEC, which has a written agreement with the Fund or one of its service providers that allows the Authorized Participant to place orders for the purchase and redemption of creation units ("Creation Units"). Only an Authorized Participant may engage in creation or redemption transactions directly with the Fund. There are a limited number of institutions that may act as Authorized Participants for the Fund, including on an agency basis on behalf of other market participants. No Authorized Participant is obligated to engage in creation or redemption transactions. To the extent that Authorized Participants exit the business or do not place creation or redemption orders for the Fund and no other Authorized Participant places orders, Fund shares are more likely to trade at a premium or discount to NAV and possibly face trading halts or delisting.

Concentration Risk. The Fund may be susceptible to an increased risk of loss, including losses due to adverse events that affect the Fund's investments more than the market as a whole, to the extent that the Fund's investments are concentrated in the securities or other assets of one or more issuers, countries or other geographic units, markets, industries, project types, or asset classes.

Currency Risk. Because the Fund's NAV is determined in U.S. dollars, the NAV could decline if the currency of the non-U.S. market in which the Fund invests depreciates against the U.S. dollar or if there are delays or limits on the repatriation of foreign currency. Currency exchange rates can be very volatile and can change quickly and unpredictably. As a result, the Fund's NAV may change quickly and without warning. In addition, the Fund may incur costs in connection with conversions between U.S. dollars and foreign currencies.

Cybersecurity Risk. Failures or breaches of the electronic systems of the Fund, its adviser, distributor, Index Provider, other service providers, counterparties, or issuers of assets in which the Fund invests may cause disruptions that negatively impact the Fund and its shareholders. While the Fund has established business continuity plans and risk management systems seeking to address system breaches or failures, there are inherent limitations in such plans and systems. The Fund cannot control the cybersecurity plans and systems of its service providers, counterparties, and other third parties whose activities affect the Fund. In addition, cyber incidents may adversely impact the issuers of securities in which the Fund invests, which may cause such investments to lose value.

Financial Companies Risk. Financial services companies are subject to extensive governmental regulation and intervention,

which may adversely affect their profitability, the scope of their activities, the prices they can charge, the amount of capital and liquid assets they must maintain and their size, among other things. Financial services companies also may be significantly affected by, among other things, interest rates, economic conditions, volatility in financial markets, credit rating downgrades, adverse public perception, exposure concentration and counterparty risk.

Industrial Companies Risk. Industrial companies face a number of risks, including supply chain and distribution disruptions, business interruptions, product obsolescence, third-party vendor risks, cyber attacks, trade disputes, product recalls, liability claims, scarcity of materials or parts, excess capacity, changes in consumer preferences, and volatility in commodity prices and currencies. The performance of such companies may also be affected by technological developments, labor relations, legislative and regulatory changes, government spending policies, and changes in domestic and international economies.

Issuer Risk. The performance of the Fund depends on the performance of individual securities or other assets to which the Fund has exposure. The value of securities or other assets may decline, or perform differently from the market as a whole, due to changes in the financial condition or credit rating of the issuer or counterparty.

Large-Capitalization Companies Risk. Large-capitalization companies may be less able than smaller-capitalization companies to adapt to changing market conditions and competitive challenges. Large-capitalization companies may be more mature and subject to more limited growth potential compared with smaller-capitalization companies. The performance of large-capitalization companies could trail the overall performance of the broader securities markets.

Management Risk. The Fund generally does not attempt to take defensive positions under any market conditions, including declining markets. As the Fund will not fully replicate the Underlying Index and may hold securities or other assets not included in the Underlying Index, it is subject to the risk that the investment strategy of BFA may not produce the intended results. There is no guarantee that the Fund's investment results will have a high degree of correlation to those of the Underlying Index or that the Fund will achieve its investment objective.

Market Trading Risk. The Fund faces numerous market trading risks, including the potential lack of an active market for Fund shares (including through a trading halt), losses from trading in secondary markets, periods of high volatility, and disruptions in the process of creating and redeeming Fund shares. Any of these factors, among others, may lead to the Fund's shares trading in the secondary market at a premium or discount to NAV or to the intraday value of the Fund's portfolio holdings. If you buy Fund shares at a time when the market price is at a premium to NAV or sell Fund shares at a time when the market price is at a discount to NAV, you may pay significantly more or receive significantly less than the underlying value of the Fund shares.

National Closed Market Trading Risk. To the extent that securities or other assets held by the Fund trade on foreign exchanges or in foreign markets that may be closed when the securities exchange on which the Fund's shares trade is open,

there are likely to be deviations between such asset's current price and its last quoted price (*i.e.*, the quote from the closed foreign market to the Fund). The impact of a closed foreign market on the Fund is likely to be greater where a large portion of the Fund's holdings trade on a closed foreign market or when a foreign market is closed for unscheduled reasons. These deviations could result in premiums or discounts to the Fund's NAV that may be greater than those experienced by other funds.

Non-U.S. Securities Risk. Securities issued by non-U.S. issuers (including depositary receipts) are subject to different legal, regulatory, political, economic, and market risks than securities issued by U.S. issuers. These risks include greater market volatility, less market liquidity, higher transaction costs, expropriation, confiscatory taxation, adverse changes in foreign investment or currency control regulations, restrictions on the repatriation of capital, and political instability. Non-U.S. issuers may be subject to different accounting, audit and financial reporting standards than U.S. issuers, and there may be less publicly available information about non-U.S. issuers. Foreign market trading hours, different clearing and settlement procedures, and holiday schedules may limit the Fund's ability to engage in portfolio transactions. To the extent that investments are made in a limited number of countries, events in those countries will have a more significant impact on the Fund. The Fund is specifically exposed to **European Economic Risk**.

Operational Risk. The Fund is exposed to operational risks arising from a number of factors, including, but not limited to, human error, processing and communication errors, errors of the Fund's service providers, counterparties or other third parties, failed or inadequate processes and technology or systems failures. The Fund and BFA seek to reduce these operational risks through controls and procedures. However, these measures do not address every possible risk and may be inadequate to address significant operational risks.

Reliance on Trading Partners Risk. The Fund invests in countries or regions whose economies are heavily dependent upon trading with key partners. Any reduction in this trading may have an adverse impact on the Fund's investments. Through its holdings of securities of certain issuers, the Fund is specifically exposed to **Asian Economic, European Economic Risk** and **U.S. Economic Risk**.

Risk of Investing in France. The Fund's investment in French issuers subjects the Fund to legal, regulatory, political, currency, security, and economic risks specific to France. Concerns have emerged with respect to the economic outlook for certain EU countries, including France. External demand for French exports is expected to be negatively impacted by the U.K.'s decision to leave the EU. As a result, the French economy may experience adverse trends due to concerns about a prolonged economic downturn, potential weakness in exports, high rates of unemployment and rising government debt levels. The French economy is dependent on agricultural exports and, as a result, is susceptible to fluctuations in demand for agricultural products. France has experienced several terrorist attacks over the past several years, creating a climate of insecurity that has been detrimental to tourism.

Risk of Investing in Germany. The Fund's investments in German issuers subjects the Fund to legal, regulatory, political, currency,

security, and economic risks specific to Germany. Ongoing concerns in relation to the economic health of the EU continue to constrain the economic resilience of certain EU member states, including Germany. Germany has an industrial and export-dependent economy and therefore relies heavily on trade with key trading partners, including the Netherlands, China, the U.S., the U.K., France, Italy and other European countries. Germany is dependent on the economies of these other countries, and a decline in the price or demand for German exports may have an adverse impact on its economy.

Securities Lending Risk. The Fund may engage in securities lending. Securities lending involves the risk that the Fund may lose money because the borrower of the loaned securities fails to return the securities in a timely manner or at all. The Fund could also lose money in the event of a decline in the value of collateral provided for loaned securities or a decline in the value of any investments made with cash collateral. These events could also trigger adverse tax consequences for the Fund.

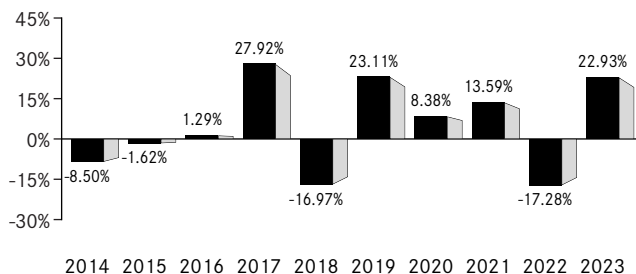
Tracking Error Risk. The Fund may be subject to "tracking error," which is the divergence of the Fund's performance from that of the Underlying Index. Tracking error may occur due to a number of factors, including differences between the securities and other assets held in the Fund's portfolio and those included in the Underlying Index; differences in the timing and methodologies used to value securities and other assets; transaction costs and other expenses incurred by the Fund that the Underlying Index does not incur; the Fund's holding of uninvested cash; differences in the timing of the accrual or the valuation of dividends or interest received by the Fund or distributions paid to Fund shareholders; tax gains or losses; the requirements for the Fund to maintain pass-through tax treatment; portfolio transactions carried out to minimize the distribution of capital gains to shareholders; the acceptance of custom baskets; changes to the Underlying Index; and impacts to the Fund of complying with certain regulatory requirements or limits. Tracking error risk may be heightened during times of increased market volatility or other unusual market conditions. A Fund that tracks an index with exposure to non-U.S. issuers may experience higher tracking error than ETFs that do not track such indexes.

Valuation Risk. The price that the Fund could receive upon the sale (or other disposition) of a security or other asset may differ from the Fund's valuation of the security or other asset, particularly for securities or other assets that trade in low volume or volatile markets or that are valued using a fair value methodology. The price received by the Fund also may differ from the value used by the Underlying Index. In addition, the value of the securities or other assets in the Fund's portfolio may change on days or during time periods when investors are not able to purchase or sell Fund shares. Authorized Participants that create or redeem Fund shares on days when the Fund is holding fair-valued securities or other assets may receive fewer or more shares, or lower or higher redemption proceeds, than they would have received had the securities or other assets not been fair valued or been valued using a different methodology. The ability to value investments may be impacted by technological issues or errors by pricing services or other third-party service providers.

Performance Information

The performance information below illustrates how the Fund's performance has varied over different periods and provides some indication of the risks of investing in the Fund. The bar chart shows how the performance of the Fund has varied from one calendar year to another over the periods shown. The table compares the Fund's performance to that of an appropriate broad-based securities market index and the Underlying Index. Fund returns assume the reinvestment of any dividends and distributions. The Fund's returns reflect the impact of any agreements to waive or reimburse expenses, which would reduce performance if not in effect. Past performance (before and after taxes) does not necessarily indicate how the Fund will perform in the future. Updated performance information, including the Fund's current NAV, may be obtained by visiting www.iShares.com or by calling 1-800-iShares (1-800-474-2737) (toll free).

Calendar Year-by-Year Returns



	<u>Return (%)</u>	<u>Period Ended</u>
Calendar Year-to-Date Return	12.62%	September 30, 2024
During the periods shown in the chart:		
Best Quarter	24.37%	December 31, 2022
Worst Quarter	-26.84%	March 31, 2020

Average Annual Total Returns (for the periods ended December 31, 2023)

	<u>One Year</u>	<u>Five Years</u>	<u>Ten Years</u>
(Inception Date: 7/25/2000)			
Return Before Taxes	22.93%	9.04%	4.09%
Return After Taxes on Distributions	22.34%	8.48%	3.66%
Return After Taxes on Distributions and Sale of Fund Shares	14.26%	7.18%	3.33%
MSCI ACWI ex USA Index¹ (Returns do not reflect deductions for fees, expenses or taxes)	15.62%	7.08%	3.83%
MSCI EMU Index (Returns do not reflect deductions for fees, expenses or taxes)	22.94%	8.79%	4.03%

¹ The Fund has added this broad-based index in response to new regulatory requirements.

After-tax returns in the table above are calculated using the historical highest individual U.S. federal marginal income tax rates and do not reflect the impact of state or local taxes. Actual after-tax returns depend on an investor's tax situation and may differ from those shown, and after-tax returns shown are not relevant to tax-exempt investors or investors who hold shares through tax-deferred arrangements, such as 401(k) plans or individual retirement accounts ("IRAs"). Fund returns after taxes on distributions and sales of Fund shares are calculated assuming that an investor has sufficient capital gains of the same character from other investments to offset any capital losses from the sales of Fund shares. As a result, Fund returns after taxes on distributions and sales of Fund shares may exceed Fund returns before taxes and/or returns after taxes on distributions.

Management

Investment Adviser. BlackRock Fund Advisors.

Portfolio Managers. Jennifer Hsui, Greg Savage and Paul Whitehead (the “Portfolio Managers”) are primarily responsible for the day-to-day management of the Fund. Each Portfolio Manager supervises a portfolio management team. Ms. Hsui, Mr. Savage and Mr. Whitehead have been Portfolio Managers of the Fund since 2012, 2008 and 2022, respectively.

Purchase and Sale of Fund Shares

The Fund is an ETF. Individual shares of the Fund may only be bought and sold in the secondary market through a broker-dealer. Because ETF shares trade at market prices rather than at NAV, shares may trade at a price greater than NAV (a premium) or less than NAV (a discount). An investor may incur costs attributable to the difference between the highest price a buyer is willing to pay to purchase shares of the Fund (bid) and the lowest price a seller is willing to accept for shares of the Fund (ask) when buying or selling shares in the secondary market (the “bid-ask spread”).

Tax Information

The Fund intends to make distributions that may be taxable to you as ordinary income or capital gains, unless you are investing through a tax-deferred arrangement such as a 401(k) plan or an IRA, in which case, your distributions generally will be taxed when withdrawn.

Payments to Broker-Dealers and Other Financial Intermediaries

If you purchase shares of the Fund through a broker-dealer or other financial intermediary (such as a bank), BFA or other related companies may pay the intermediary for marketing activities and presentations, educational training programs, conferences, the development of technology platforms and reporting systems or other services related to the sale or promotion of the Fund. These payments may create a conflict of interest by influencing the broker-dealer or other intermediary and your salesperson to recommend the Fund over another investment. Ask your salesperson or visit your financial intermediary’s website for more information.

iSHARES[®] MSCI FRANCE ETF

Ticker: EWQ

Stock Exchange: NYSE Arca

Investment Objective

The iShares MSCI France ETF (the “Fund”) seeks to track the investment results of an index composed of French equities.

Fees and Expenses

The following table describes the fees and expenses that you will incur if you buy, hold and sell shares of the Fund. The investment advisory agreement between iShares, Inc. (the “Company”) and BlackRock Fund Advisors (“BFA”) (the “Investment Advisory Agreement”) provides that BFA will pay all operating expenses of the Fund, except: (i) the management fees, (ii) interest expenses, (iii) taxes, (iv) expenses incurred with respect to the acquisition and disposition of portfolio securities and the execution of portfolio transactions, including brokerage commissions, (v) distribution fees or expenses, and (vi) litigation expenses and any extraordinary expenses.

You may pay other fees, such as brokerage commissions and other fees to financial intermediaries, which are not reflected in the tables and examples below.

Annual Fund Operating Expenses (ongoing expenses that you pay each year as a percentage of the value of your investments) ¹			
<u>Management Fees</u>	<u>Distribution and Service (12b-1) Fees</u>	<u>Other Expenses²</u>	<u>Total Annual Fund Operating Expenses</u>
0.50%	None	0.00%	0.50%

¹ Operating expenses paid by BFA under the Investment Advisory Agreement exclude acquired fund fees and expenses, if any.

² The amount rounded to 0.00%.

Example. This Example is intended to help you compare the cost of owning shares of the Fund with the cost of investing in other funds. The Example assumes that you invest \$10,000 in the Fund for the time periods indicated and then sell all of your shares at the end of those periods. The Example also assumes that your investment has a 5% return each year and that the Fund’s operating expenses remain the same. Although your actual costs may be higher or lower, based on these assumptions, your costs would be:

<u>1 Year</u>	<u>3 Years</u>	<u>5 Years</u>	<u>10 Years</u>
\$51	\$160	\$280	\$628

Portfolio Turnover. The Fund may pay transaction costs, such as commissions, when it buys and sells securities (or “turns over” its portfolio). A higher portfolio turnover rate may indicate higher transaction costs and may result in higher taxes when Fund shares are held in a taxable account. These costs, which are not reflected in the Annual Fund Operating Expenses or in the Example, affect the Fund’s performance. During the most recent fiscal year, the Fund’s portfolio turnover rate was 4% of the average value of its portfolio.

Principal Investment Strategies

The Fund seeks to track the investment results of the MSCI France Index (the “Underlying Index”), which is designed to measure the performance of the large- and mid-capitalization segments of the French equity market. As of August 31, 2024, a significant portion of the Underlying Index is represented by securities of companies in the consumer discretionary and industrials industries or sectors. The components of the Underlying Index are likely to change over time.

BFA uses an indexing approach to try to achieve the Fund’s investment objective. The Fund does not try to “beat” the index it

tracks and does not seek temporary defensive positions when markets decline or appear overvalued.

Indexing may eliminate the chance that the Fund will substantially outperform the Underlying Index but also may reduce some of the risks of active management, such as poor security selection. Indexing seeks to achieve lower costs and better after-tax performance by aiming to keep portfolio turnover low in comparison to actively managed investment companies.

BFA uses a representative sampling indexing strategy to manage the Fund. “Representative sampling” is an indexing strategy that involves investing in a representative sample of securities that collectively has an investment profile similar to that of an applicable underlying index. The securities selected are expected to have, in the aggregate, investment characteristics (based on factors such as market capitalization and industry weightings), fundamental characteristics (such as return variability and yield) and liquidity measures similar to those of an applicable underlying index. The Fund may or may not hold all of the securities in the Underlying Index.

The Fund generally will invest at least 80% of its assets in the component securities of its Underlying Index and in investments

that have economic characteristics that are substantially identical to the component securities of its Underlying Index (*i.e.*, depositary receipts representing securities of the Underlying Index) and may invest up to 20% of its assets in certain futures, options and swap contracts, cash and cash equivalents, including shares of money market funds advised by BFA or its affiliates, as well as in securities not included in the Underlying Index, but which BFA believes will help the Fund track the Underlying Index. Cash and cash equivalent investments associated with a derivative position will be treated as part of that position for the purposes of calculating the percentage of investments included in the Underlying Index. The Fund seeks to track the investment results of the Underlying Index before fees and expenses of the Fund.

The Fund may lend securities representing up to one-third of the value of the Fund's total assets (including the value of any collateral received).

The Underlying Index is sponsored by MSCI Inc. (the "Index Provider" or "MSCI"), which is independent of the Fund and BFA. The Index Provider determines the composition and relative weightings of the securities in the Underlying Index and publishes information regarding the market value of the Underlying Index.

Industry Concentration Policy. The Fund will concentrate its investments (*i.e.*, hold 25% or more of its total assets) in a particular industry or group of industries to approximately the same extent that the Underlying Index is concentrated. For purposes of this limitation, securities of the U.S. government (including its agencies and instrumentalities) and repurchase agreements collateralized by U.S. government securities are not considered to be issued by members of any industry.

Summary of Principal Risks

As with any investment, you could lose all or part of your investment in the Fund, and the Fund's performance could trail that of other investments. The Fund is subject to certain risks, including the principal risks noted below, any of which may adversely affect the Fund's net asset value per share ("NAV"), trading price, yield, total return and ability to meet its investment objective. Certain key risks are prioritized below (with others following in alphabetical order), but the relative significance of any risk is difficult to predict and may change over time. You should review each risk factor carefully.

Risk of Investing in France. The Fund's investment in French issuers subjects the Fund to legal, regulatory, political, currency, security, and economic risks specific to France. Concerns have emerged with respect to the economic outlook for certain European Union (the "EU") countries, including France. External demand for French exports is expected to be negatively impacted by the United Kingdom's (the "U.K.") decision to leave the EU. As a result, the French economy may experience adverse trends due to concerns about a prolonged economic downturn, potential weakness in exports, high rates of unemployment and rising government debt levels. The French economy is dependent on agricultural exports and, as a result, is susceptible to fluctuations in demand for agricultural products. France has experienced several terrorist attacks over the past several years, creating a climate of insecurity that has been detrimental to tourism.

Non-U.S. Securities Risk. Securities issued by non-U.S. issuers (including depositary receipts) are subject to different legal, regulatory, political, economic, and market risks than securities issued by U.S. issuers. These risks include greater market volatility, less market liquidity, higher transaction costs, expropriation, confiscatory taxation, adverse changes in foreign investment or currency control regulations, restrictions on the repatriation of capital, and political instability. Non-U.S. issuers may be subject to different accounting, audit and financial reporting standards than U.S. issuers, and there may be less publicly available information about non-U.S. issuers. Foreign market trading hours, different clearing and settlement procedures, and holiday schedules may limit the Fund's ability to engage in portfolio transactions. To the extent that investments are made in a limited number of countries, events in those countries will have a more significant impact on the Fund. The Fund is specifically exposed to **European Economic Risk**.

Equity Securities Risk. Equity securities are subject to changes in value, and their values may be more volatile than those of other asset classes. The value of a security may decline for a number of reasons that may directly relate to the issuer as well as due to general industry or market conditions. Common stock is subordinated to preferred securities and debt in a company's capital structure. Common stock has the lowest priority, and the greatest risk, with respect to dividends and any liquidation payments in the event of an issuer's bankruptcy.

Market Risk. The Fund could lose money over short periods due to short-term market movements and over longer periods during more prolonged market downturns. Local, regional or global events such as war, acts of terrorism, pandemics or other public health issues, recessions, the prospect or occurrence of a sovereign default or other financial crisis, or other events could have a significant impact on the Fund and its investments and could result in increased premiums or discounts to the Fund's NAV.

Index-Related Risk. The Index Provider may rely on various sources of information to assess the criteria of components of the Underlying Index, including information that may be based on assumptions and estimates. Neither the Fund nor BFA can offer assurances that the Index Provider's methodology or sources of information will provide an accurate assessment of included components or will result in the Fund meeting its investment objective. Errors in index data, index computations or the construction of the Underlying Index in accordance with its methodology may occur, and the Index Provider may not identify or correct them promptly or at all, which may have an adverse impact on the Fund and its shareholders. Unusual market conditions or other unforeseen circumstances (such as natural disasters, political unrest or war) may impact the Index Provider or a third-party data provider and could cause the Index Provider to postpone a scheduled rebalance. This could cause the Underlying Index to vary from its normal or expected composition.

Asset Class Risk. The securities and other assets in the Underlying Index or in the Fund's portfolio may underperform in comparison to financial markets generally, a particular financial market, another index, or other asset classes.

Authorized Participant Concentration Risk. An "Authorized Participant" is a member or participant of a clearing agency

registered with the SEC, which has a written agreement with the Fund or one of its service providers that allows the Authorized Participant to place orders for the purchase and redemption of creation units (“Creation Units”). Only an Authorized Participant may engage in creation or redemption transactions directly with the Fund. There are a limited number of institutions that may act as Authorized Participants for the Fund, including on an agency basis on behalf of other market participants. No Authorized Participant is obligated to engage in creation or redemption transactions. To the extent that Authorized Participants exit the business or do not place creation or redemption orders for the Fund and no other Authorized Participant places orders, Fund shares are more likely to trade at a premium or discount to NAV and possibly face trading halts or delisting.

Concentration Risk. The Fund may be susceptible to an increased risk of loss, including losses due to adverse events that affect the Fund’s investments more than the market as a whole, to the extent that the Fund’s investments are concentrated in the securities or other assets of one or more issuers, countries or other geographic units, markets, industries, project types, or asset classes.

Consumer Goods and Services Companies Risk. Consumer goods and services companies (“consumer companies”) face risks related to changes in consumer preferences and disposable income, commodity prices, government regulation, supply chain disruptions, damage to brand or reputation, economic slowdown and labor shortages, among other things.

Currency Risk. Because the Fund’s NAV is determined in U.S. dollars, the NAV could decline if the currency of the non-U.S. market in which the Fund invests depreciates against the U.S. dollar or if there are delays or limits on the repatriation of foreign currency. Currency exchange rates can be very volatile and can change quickly and unpredictably. As a result, the Fund’s NAV may change quickly and without warning. In addition, the Fund may incur costs in connection with conversions between U.S. dollars and foreign currencies.

Cybersecurity Risk. Failures or breaches of the electronic systems of the Fund, its adviser, distributor, Index Provider, other service providers, counterparties, or issuers of assets in which the Fund invests may cause disruptions that negatively impact the Fund and its shareholders. While the Fund has established business continuity plans and risk management systems seeking to address system breaches or failures, there are inherent limitations in such plans and systems. The Fund cannot control the cybersecurity plans and systems of its service providers, counterparties, and other third parties whose activities affect the Fund. In addition, cyber incidents may adversely impact the issuers of securities in which the Fund invests, which may cause such investments to lose value.

Industrial Companies Risk. Industrial companies face a number of risks, including supply chain and distribution disruptions, business interruptions, product obsolescence, third-party vendor risks, cyber attacks, trade disputes, product recalls, liability claims, scarcity of materials or parts, excess capacity, changes in consumer preferences, and volatility in commodity prices and currencies. The performance of such companies may also be affected by technological developments, labor relations,

legislative and regulatory changes, government spending policies, and changes in domestic and international economies.

Issuer Risk. The performance of the Fund depends on the performance of individual securities or other assets to which the Fund has exposure. The value of securities or other assets may decline, or perform differently from the market as a whole, due to changes in the financial condition or credit rating of the issuer or counterparty.

Large-Capitalization Companies Risk. Large-capitalization companies may be less able than smaller-capitalization companies to adapt to changing market conditions and competitive challenges. Large-capitalization companies may be more mature and subject to more limited growth potential compared with smaller-capitalization companies. The performance of large-capitalization companies could trail the overall performance of the broader securities markets.

Management Risk. The Fund generally does not attempt to take defensive positions under any market conditions, including declining markets. As the Fund will not fully replicate the Underlying Index and may hold securities or other assets not included in the Underlying Index, it is subject to the risk that the investment strategy of BFA may not produce the intended results. There is no guarantee that the Fund’s investment results will have a high degree of correlation to those of the Underlying Index or that the Fund will achieve its investment objective.

Market Trading Risk. The Fund faces numerous market trading risks, including the potential lack of an active market for Fund shares (including through a trading halt), losses from trading in secondary markets, periods of high volatility, and disruptions in the process of creating and redeeming Fund shares. Any of these factors, among others, may lead to the Fund’s shares trading in the secondary market at a premium or discount to NAV or to the intraday value of the Fund’s portfolio holdings. If you buy Fund shares at a time when the market price is at a premium to NAV or sell Fund shares at a time when the market price is at a discount to NAV, you may pay significantly more or receive significantly less than the underlying value of the Fund shares.

National Closed Market Trading Risk. To the extent that securities or other assets held by the Fund trade on foreign exchanges or in foreign markets that may be closed when the securities exchange on which the Fund’s shares trade is open, there are likely to be deviations between such asset’s current price and its last quoted price (*i.e.*, the quote from the closed foreign market to the Fund). The impact of a closed foreign market on the Fund is likely to be greater where a large portion of the Fund’s holdings trade on a closed foreign market or when a foreign market is closed for unscheduled reasons. These deviations could result in premiums or discounts to the Fund’s NAV that may be greater than those experienced by other funds.

Non-Diversification Risk. The Fund is classified as “non-diversified.” This means that, compared with funds that are classified as “diversified,” the Fund may invest a greater percentage of its assets in securities or other instruments representing a small number of issuers or counterparties and thus may be more susceptible to the risks associated with these particular issuers or counterparties. As a result, the Fund’s performance may depend to a greater extent on the performance

of a small number of issuers or counterparties, which may lead to more volatility in the Fund's NAV.

Operational Risk. The Fund is exposed to operational risks arising from a number of factors, including, but not limited to, human error, processing and communication errors, errors of the Fund's service providers, counterparties or other third parties, failed or inadequate processes and technology or systems failures. The Fund and BFA seek to reduce these operational risks through controls and procedures. However, these measures do not address every possible risk and may be inadequate to address significant operational risks.

Reliance on Trading Partners Risk. The Fund invests in a country whose economy is heavily dependent upon trading with key partners. Any reduction in this trading may have an adverse impact on the Fund's investments. Through its holdings of securities of certain issuers, the Fund is specifically exposed to **European Economic Risk** and **U.S. Economic Risk**.

Securities Lending Risk. The Fund may engage in securities lending. Securities lending involves the risk that the Fund may lose money because the borrower of the loaned securities fails to return the securities in a timely manner or at all. The Fund could also lose money in the event of a decline in the value of collateral provided for loaned securities or a decline in the value of any investments made with cash collateral. These events could also trigger adverse tax consequences for the Fund.

Tracking Error Risk. The Fund may be subject to "tracking error," which is the divergence of the Fund's performance from that of the Underlying Index. Tracking error may occur due to a number of factors, including differences between the securities and other assets held in the Fund's portfolio and those included in the Underlying Index; differences in the timing and methodologies used to value securities and other assets; transaction costs and

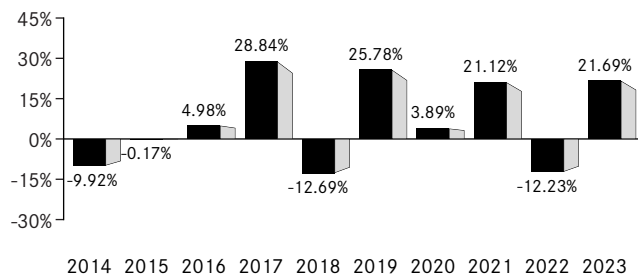
other expenses incurred by the Fund that the Underlying Index does not incur; the Fund's holding of uninvested cash; differences in the timing of the accrual or the valuation of dividends or interest received by the Fund or distributions paid to Fund shareholders; tax gains or losses; the requirements for the Fund to maintain pass-through tax treatment; portfolio transactions carried out to minimize the distribution of capital gains to shareholders; the acceptance of custom baskets; changes to the Underlying Index; and impacts to the Fund of complying with certain regulatory requirements or limits. Tracking error risk may be heightened during times of increased market volatility or other unusual market conditions. A Fund that tracks an index with exposure to non-U.S. issuers may experience higher tracking error than ETFs that do not track such indexes.

Valuation Risk. The price that the Fund could receive upon the sale (or other disposition) of a security or other asset may differ from the Fund's valuation of the security or other asset, particularly for securities or other assets that trade in low volume or volatile markets or that are valued using a fair value methodology. The price received by the Fund also may differ from the value used by the Underlying Index. In addition, the value of the securities or other assets in the Fund's portfolio may change on days or during time periods when investors are not able to purchase or sell Fund shares. Authorized Participants that create or redeem Fund shares on days when the Fund is holding fair-valued securities or other assets may receive fewer or more shares, or lower or higher redemption proceeds, than they would have received had the securities or other assets not been fair valued or been valued using a different methodology. The ability to value investments may be impacted by technological issues or errors by pricing services or other third-party service providers.

Performance Information

The performance information below illustrates how the Fund's performance has varied over different periods and provides some indication of the risks of investing in the Fund. The bar chart shows how the performance of the Fund has varied from one calendar year to another over the periods shown. The table compares the Fund's performance to that of an appropriate broad-based securities market index and the Underlying Index. Fund returns assume the reinvestment of any dividends and distributions. The Fund's returns reflect the impact of any agreements to waive or reimburse expenses, which would reduce performance if not in effect. Past performance (before and after taxes) does not necessarily indicate how the Fund will perform in the future. Updated performance information, including the Fund's current NAV, may be obtained by visiting www.iShares.com or by calling 1-800-iShares (1-800-474-2737) (toll free).

Calendar Year-by-Year Returns



	<u>Return (%)</u>	<u>Period Ended</u>
Calendar Year-to-Date Return	5.46%	September 30, 2024
During the periods shown in the chart:		
Best Quarter	23.91%	December 31, 2022
Worst Quarter	-27.59%	March 31, 2020

Average Annual Total Returns (for the periods ended December 31, 2023)

	<u>One Year</u>	<u>Five Years</u>	<u>Ten Years</u>
(Inception Date: 3/12/1996)			
Return Before Taxes	21.69%	11.07%	6.03%
Return After Taxes on Distributions	20.87%	10.49%	5.62%
Return After Taxes on Distributions and Sale of Fund Shares	13.36%	8.86%	4.94%
MSCI ACWI ex USA Index ¹ (Returns do not reflect deductions for fees, expenses or taxes)	15.62%	7.08%	3.83%
MSCI France Index (Returns do not reflect deductions for fees, expenses or taxes)	21.40%	10.47%	5.72%

¹ The Fund has added this broad-based index in response to new regulatory requirements.

After-tax returns in the table above are calculated using the historical highest individual U.S. federal marginal income tax rates and do not reflect the impact of state or local taxes. Actual after-tax returns depend on an investor's tax situation and may differ from those shown, and after-tax returns shown are not relevant to tax-exempt investors or investors who hold shares through tax-deferred arrangements, such as 401(k) plans or individual retirement accounts ("IRAs"). Fund returns after taxes on distributions and sales of Fund shares are calculated assuming that an investor has sufficient capital gains of the same character from other investments to offset any capital losses from the sales of Fund shares. As a result, Fund returns after taxes on distributions and sales of Fund shares may exceed Fund returns before taxes and/or returns after taxes on distributions.

Management

Investment Adviser. BlackRock Fund Advisors.

Portfolio Managers. Jennifer Hsui, Greg Savage and Paul Whitehead (the “Portfolio Managers”) are primarily responsible for the day-to-day management of the Fund. Each Portfolio Manager supervises a portfolio management team. Ms. Hsui, Mr. Savage and Mr. Whitehead have been Portfolio Managers of the Fund since 2012, 2008 and 2022, respectively.

Purchase and Sale of Fund Shares

The Fund is an ETF. Individual shares of the Fund may only be bought and sold in the secondary market through a broker-dealer. Because ETF shares trade at market prices rather than at NAV, shares may trade at a price greater than NAV (a premium) or less than NAV (a discount). An investor may incur costs attributable to the difference between the highest price a buyer is willing to pay to purchase shares of the Fund (bid) and the lowest price a seller is willing to accept for shares of the Fund (ask) when buying or selling shares in the secondary market (the “bid-ask spread”).

Tax Information

The Fund intends to make distributions that may be taxable to you as ordinary income or capital gains, unless you are investing through a tax-deferred arrangement such as a 401(k) plan or an IRA, in which case, your distributions generally will be taxed when withdrawn.

Payments to Broker-Dealers and Other Financial Intermediaries

If you purchase shares of the Fund through a broker-dealer or other financial intermediary (such as a bank), BFA or other related companies may pay the intermediary for marketing activities and presentations, educational training programs, conferences, the development of technology platforms and reporting systems or other services related to the sale or promotion of the Fund. These payments may create a conflict of interest by influencing the broker-dealer or other intermediary and your salesperson to recommend the Fund over another investment. Ask your salesperson or visit your financial intermediary’s website for more information.

iSHARES[®] MSCI GERMANY ETF

Ticker: EWG

Stock Exchange: NYSE Arca

Investment Objective

The iShares MSCI Germany ETF (the “Fund”) seeks to track the investment results of an index composed of German equities.

Fees and Expenses

The following table describes the fees and expenses that you will incur if you buy, hold and sell shares of the Fund. The investment advisory agreement between iShares, Inc. (the “Company”) and BlackRock Fund Advisors (“BFA”) (the “Investment Advisory Agreement”) provides that BFA will pay all operating expenses of the Fund, except: (i) the management fees, (ii) interest expenses, (iii) taxes, (iv) expenses incurred with respect to the acquisition and disposition of portfolio securities and the execution of portfolio transactions, including brokerage commissions, (v) distribution fees or expenses, and (vi) litigation expenses and any extraordinary expenses.

You may pay other fees, such as brokerage commissions and other fees to financial intermediaries, which are not reflected in the tables and examples below.

Annual Fund Operating Expenses (ongoing expenses that you pay each year as a percentage of the value of your investments) ¹			
<u>Management Fees</u>	<u>Distribution and Service (12b-1) Fees</u>	<u>Other Expenses²</u>	<u>Total Annual Fund Operating Expenses</u>
0.50%	None	0.00%	0.50%

¹ Operating expenses paid by BFA under the Investment Advisory Agreement exclude acquired fund fees and expenses, if any.

² The amount rounded to 0.00%.

Example. This Example is intended to help you compare the cost of owning shares of the Fund with the cost of investing in other funds. The Example assumes that you invest \$10,000 in the Fund for the time periods indicated and then sell all of your shares at the end of those periods. The Example also assumes that your investment has a 5% return each year and that the Fund’s operating expenses remain the same. Although your actual costs may be higher or lower, based on these assumptions, your costs would be:

<u>1 Year</u>	<u>3 Years</u>	<u>5 Years</u>	<u>10 Years</u>
\$51	\$160	\$280	\$628

Portfolio Turnover. The Fund may pay transaction costs, such as commissions, when it buys and sells securities (or “turns over” its portfolio). A higher portfolio turnover rate may indicate higher transaction costs and may result in higher taxes when Fund shares are held in a taxable account. These costs, which are not reflected in the Annual Fund Operating Expenses or in the Example, affect the Fund’s performance. During the most recent fiscal year, the Fund’s portfolio turnover rate was 3% of the average value of its portfolio.

Principal Investment Strategies

The Fund seeks to track the investment results of the MSCI Germany Index (the “Underlying Index”), which is designed to measure the performance of the large- and mid-capitalization segments of the German equity market. As of August 31, 2024, a significant portion of the Underlying Index is represented by securities of companies in the financials, industrials and technology industries or sectors. The components of the Underlying Index are likely to change over time.

BFA uses an indexing approach to try to achieve the Fund’s investment objective. The Fund does not try to “beat” the index it

tracks and does not seek temporary defensive positions when markets decline or appear overvalued.

Indexing may eliminate the chance that the Fund will substantially outperform the Underlying Index but also may reduce some of the risks of active management, such as poor security selection. Indexing seeks to achieve lower costs and better after-tax performance by aiming to keep portfolio turnover low in comparison to actively managed investment companies.

BFA uses a representative sampling indexing strategy to manage the Fund. “Representative sampling” is an indexing strategy that involves investing in a representative sample of securities that collectively has an investment profile similar to that of an applicable underlying index. The securities selected are expected to have, in the aggregate, investment characteristics (based on factors such as market capitalization and industry weightings), fundamental characteristics (such as return variability and yield) and liquidity measures similar to those of an applicable underlying index. The Fund may or may not hold all of the securities in the Underlying Index.

The Fund generally will invest at least 80% of its assets in the component securities of its Underlying Index and in investments

that have economic characteristics that are substantially identical to the component securities of its Underlying Index (*i.e.*, depositary receipts representing securities of the Underlying Index) and may invest up to 20% of its assets in certain futures, options and swap contracts, cash and cash equivalents, including shares of money market funds advised by BFA or its affiliates, as well as in securities not included in the Underlying Index, but which BFA believes will help the Fund track the Underlying Index. Cash and cash equivalent investments associated with a derivative position will be treated as part of that position for the purposes of calculating the percentage of investments included in the Underlying Index. The Fund seeks to track the investment results of the Underlying Index before fees and expenses of the Fund.

The Fund may lend securities representing up to one-third of the value of the Fund's total assets (including the value of any collateral received).

The Underlying Index is sponsored by MSCI Inc. (the "Index Provider" or "MSCI"), which is independent of the Fund and BFA. The Index Provider determines the composition and relative weightings of the securities in the Underlying Index and publishes information regarding the market value of the Underlying Index.

Industry Concentration Policy. The Fund will concentrate its investments (*i.e.*, hold 25% or more of its total assets) in a particular industry or group of industries to approximately the same extent that the Underlying Index is concentrated. For purposes of this limitation, securities of the U.S. government (including its agencies and instrumentalities) and repurchase agreements collateralized by U.S. government securities are not considered to be issued by members of any industry.

Summary of Principal Risks

As with any investment, you could lose all or part of your investment in the Fund, and the Fund's performance could trail that of other investments. The Fund is subject to certain risks, including the principal risks noted below, any of which may adversely affect the Fund's net asset value per share ("NAV"), trading price, yield, total return and ability to meet its investment objective. Certain key risks are prioritized below (with others following in alphabetical order), but the relative significance of any risk is difficult to predict and may change over time. You should review each risk factor carefully.

Risk of Investing in Germany. The Fund's investments in German issuers subjects the Fund to legal, regulatory, political, currency, security, and economic risks specific to Germany. Ongoing concerns in relation to the economic health of the European Union (the "EU") continue to constrain the economic resilience of certain EU member states, including Germany. Germany has an industrial and export-dependent economy and therefore relies heavily on trade with key trading partners, including the Netherlands, China, the U.S., the United Kingdom (the "U.K."), France, Italy and other European countries. Germany is dependent on the economies of these other countries, and a decline in the price or demand for German exports may have an adverse impact on its economy.

Non-U.S. Securities Risk. Securities issued by non-U.S. issuers (including depositary receipts) are subject to different legal,

regulatory, political, economic, and market risks than securities issued by U.S. issuers. These risks include greater market volatility, less market liquidity, higher transaction costs, expropriation, confiscatory taxation, adverse changes in foreign investment or currency control regulations, restrictions on the repatriation of capital, and political instability. Non-U.S. issuers may be subject to different accounting, audit and financial reporting standards than U.S. issuers, and there may be less publicly available information about non-U.S. issuers. Foreign market trading hours, different clearing and settlement procedures, and holiday schedules may limit the Fund's ability to engage in portfolio transactions. To the extent that investments are made in a limited number of countries, events in those countries will have a more significant impact on the Fund. The Fund is specifically exposed to **European Economic Risk**.

Equity Securities Risk. Equity securities are subject to changes in value, and their values may be more volatile than those of other asset classes. The value of a security may decline for a number of reasons that may directly relate to the issuer as well as due to general industry or market conditions. Common stock is subordinated to preferred securities and debt in a company's capital structure. Common stock has the lowest priority, and the greatest risk, with respect to dividends and any liquidation payments in the event of an issuer's bankruptcy.

Market Risk. The Fund could lose money over short periods due to short-term market movements and over longer periods during more prolonged market downturns. Local, regional or global events such as war, acts of terrorism, pandemics or other public health issues, recessions, the prospect or occurrence of a sovereign default or other financial crisis, or other events could have a significant impact on the Fund and its investments and could result in increased premiums or discounts to the Fund's NAV.

Index-Related Risk. The Index Provider may rely on various sources of information to assess the criteria of components of the Underlying Index, including information that may be based on assumptions and estimates. Neither the Fund nor BFA can offer assurances that the Index Provider's methodology or sources of information will provide an accurate assessment of included components or will result in the Fund meeting its investment objective. Errors in index data, index computations or the construction of the Underlying Index in accordance with its methodology may occur, and the Index Provider may not identify or correct them promptly or at all, which may have an adverse impact on the Fund and its shareholders. Unusual market conditions or other unforeseen circumstances (such as natural disasters, political unrest or war) may impact the Index Provider or a third-party data provider and could cause the Index Provider to postpone a scheduled rebalance. This could cause the Underlying Index to vary from its normal or expected composition.

Asset Class Risk. The securities and other assets in the Underlying Index or in the Fund's portfolio may underperform in comparison to financial markets generally, a particular financial market, another index, or other asset classes.

Authorized Participant Concentration Risk. An "Authorized Participant" is a member or participant of a clearing agency registered with the SEC, which has a written agreement with the Fund or one of its service providers that allows the Authorized

Participant to place orders for the purchase and redemption of creation units (“Creation Units”). Only an Authorized Participant may engage in creation or redemption transactions directly with the Fund. There are a limited number of institutions that may act as Authorized Participants for the Fund, including on an agency basis on behalf of other market participants. No Authorized Participant is obligated to engage in creation or redemption transactions. To the extent that Authorized Participants exit the business or do not place creation or redemption orders for the Fund and no other Authorized Participant places orders, Fund shares are more likely to trade at a premium or discount to NAV and possibly face trading halts or delisting.

Concentration Risk. The Fund may be susceptible to an increased risk of loss, including losses due to adverse events that affect the Fund’s investments more than the market as a whole, to the extent that the Fund’s investments are concentrated in the securities or other assets of one or more issuers, countries or other geographic units, markets, industries, project types, or asset classes.

Currency Risk. Because the Fund’s NAV is determined in U.S. dollars, the NAV could decline if the currency of the non-U.S. market in which the Fund invests depreciates against the U.S. dollar or if there are delays or limits on the repatriation of foreign currency. Currency exchange rates can be very volatile and can change quickly and unpredictably. As a result, the Fund’s NAV may change quickly and without warning. In addition, the Fund may incur costs in connection with conversions between U.S. dollars and foreign currencies.

Cybersecurity Risk. Failures or breaches of the electronic systems of the Fund, its adviser, distributor, Index Provider, other service providers, counterparties, or issuers of assets in which the Fund invests may cause disruptions that negatively impact the Fund and its shareholders. While the Fund has established business continuity plans and risk management systems seeking to address system breaches or failures, there are inherent limitations in such plans and systems. The Fund cannot control the cybersecurity plans and systems of its service providers, counterparties, and other third parties whose activities affect the Fund. In addition, cyber incidents may adversely impact the issuers of securities in which the Fund invests, which may cause such investments to lose value.

Financial Companies Risk. Financial services companies are subject to extensive governmental regulation and intervention, which may adversely affect their profitability, the scope of their activities, the prices they can charge, the amount of capital and liquid assets they must maintain and their size, among other things. Financial services companies also may be significantly affected by, among other things, interest rates, economic conditions, volatility in financial markets, credit rating downgrades, adverse public perception, exposure concentration and counterparty risk.

Industrial Companies Risk. Industrial companies face a number of risks, including supply chain and distribution disruptions, business interruptions, product obsolescence, third-party vendor risks, cyber attacks, trade disputes, product recalls, liability claims, scarcity of materials or parts, excess capacity, changes in consumer preferences, and volatility in commodity prices and currencies. The performance of such companies may also be

affected by technological developments, labor relations, legislative and regulatory changes, government spending policies, and changes in domestic and international economies.

Issuer Risk. The performance of the Fund depends on the performance of individual securities or other assets to which the Fund has exposure. The value of securities or other assets may decline, or perform differently from the market as a whole, due to changes in the financial condition or credit rating of the issuer or counterparty.

Large-Capitalization Companies Risk. Large-capitalization companies may be less able than smaller-capitalization companies to adapt to changing market conditions and competitive challenges. Large-capitalization companies may be more mature and subject to more limited growth potential compared with smaller-capitalization companies. The performance of large-capitalization companies could trail the overall performance of the broader securities markets.

Management Risk. The Fund generally does not attempt to take defensive positions under any market conditions, including declining markets. As the Fund will not fully replicate the Underlying Index and may hold securities or other assets not included in the Underlying Index, it is subject to the risk that the investment strategy of BFA may not produce the intended results. There is no guarantee that the Fund’s investment results will have a high degree of correlation to those of the Underlying Index or that the Fund will achieve its investment objective.

Market Trading Risk. The Fund faces numerous market trading risks, including the potential lack of an active market for Fund shares (including through a trading halt), losses from trading in secondary markets, periods of high volatility, and disruptions in the process of creating and redeeming Fund shares. Any of these factors, among others, may lead to the Fund’s shares trading in the secondary market at a premium or discount to NAV or to the intraday value of the Fund’s portfolio holdings. If you buy Fund shares at a time when the market price is at a premium to NAV or sell Fund shares at a time when the market price is at a discount to NAV, you may pay significantly more or receive significantly less than the underlying value of the Fund shares.

National Closed Market Trading Risk. To the extent that securities or other assets held by the Fund trade on foreign exchanges or in foreign markets that may be closed when the securities exchange on which the Fund’s shares trade is open, there are likely to be deviations between such asset’s current price and its last quoted price (*i.e.*, the quote from the closed foreign market to the Fund). The impact of a closed foreign market on the Fund is likely to be greater where a large portion of the Fund’s holdings trade on a closed foreign market or when a foreign market is closed for unscheduled reasons. These deviations could result in premiums or discounts to the Fund’s NAV that may be greater than those experienced by other funds.

Non-Diversification Risk. The Fund is classified as “non-diversified.” This means that, compared with funds that are classified as “diversified,” the Fund may invest a greater percentage of its assets in securities or other instruments representing a small number of issuers or counterparties and thus may be more susceptible to the risks associated with these particular issuers or counterparties. As a result, the Fund’s

performance may depend to a greater extent on the performance of a small number of issuers or counterparties, which may lead to more volatility in the Fund's NAV.

Operational Risk. The Fund is exposed to operational risks arising from a number of factors, including, but not limited to, human error, processing and communication errors, errors of the Fund's service providers, counterparties or other third parties, failed or inadequate processes and technology or systems failures. The Fund and BFA seek to reduce these operational risks through controls and procedures. However, these measures do not address every possible risk and may be inadequate to address significant operational risks.

Reliance on Trading Partners Risk. The Fund invests in a country whose economy is heavily dependent upon trading with key partners. Any reduction in this trading may have an adverse impact on the Fund's investments. Through its holdings of securities of certain issuers, the Fund is specifically exposed to **Asian Economic Risk, European Economic Risk and U.S. Economic Risk.**

Securities Lending Risk. The Fund may engage in securities lending. Securities lending involves the risk that the Fund may lose money because the borrower of the loaned securities fails to return the securities in a timely manner or at all. The Fund could also lose money in the event of a decline in the value of collateral provided for loaned securities or a decline in the value of any investments made with cash collateral. These events could also trigger adverse tax consequences for the Fund.

Technology Companies Risk. Technology companies and companies that rely heavily on technological advances may have limited product lines, markets, financial resources, supply chains and personnel. These companies typically face intense competition, potentially rapid product obsolescence and changes in product cycles and customer preferences. They may face unexpected risks and costs associated with technological developments, such as artificial intelligence and machine learning. Technology companies also depend heavily on intellectual property rights and may be adversely affected by the loss or impairment of those rights. Technology companies may face increased government scrutiny and may be subject to adverse government or legal action.

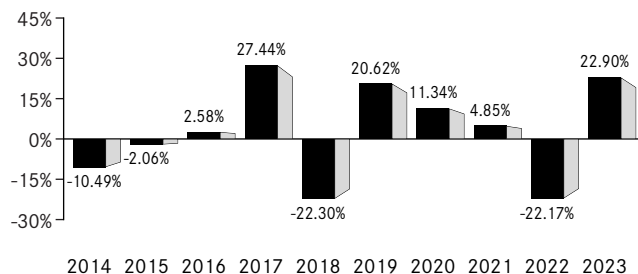
Tracking Error Risk. The Fund may be subject to "tracking error," which is the divergence of the Fund's performance from that of the Underlying Index. Tracking error may occur due to a number of factors, including differences between the securities and other assets held in the Fund's portfolio and those included in the Underlying Index; differences in the timing and methodologies used to value securities and other assets; transaction costs and other expenses incurred by the Fund that the Underlying Index does not incur; the Fund's holding of uninvested cash; differences in the timing of the accrual or the valuation of dividends or interest received by the Fund or distributions paid to Fund shareholders; tax gains or losses; the requirements for the Fund to maintain pass-through tax treatment; portfolio transactions carried out to minimize the distribution of capital gains to shareholders; the acceptance of custom baskets; changes to the Underlying Index; and impacts to the Fund of complying with certain regulatory requirements or limits. Tracking error risk may be heightened during times of increased market volatility or other unusual market conditions. A Fund that tracks an index with exposure to non-U.S. issuers may experience higher tracking error than ETFs that do not track such indexes.

Valuation Risk. The price that the Fund could receive upon the sale (or other disposition) of a security or other asset may differ from the Fund's valuation of the security or other asset, particularly for securities or other assets that trade in low volume or volatile markets or that are valued using a fair value methodology. The price received by the Fund also may differ from the value used by the Underlying Index. In addition, the value of the securities or other assets in the Fund's portfolio may change on days or during time periods when investors are not able to purchase or sell Fund shares. Authorized Participants that create or redeem Fund shares on days when the Fund is holding fair-valued securities or other assets may receive fewer or more shares, or lower or higher redemption proceeds, than they would have received had the securities or other assets not been fair valued or been valued using a different methodology. The ability to value investments may be impacted by technological issues or errors by pricing services or other third-party service providers.

Performance Information

The performance information below illustrates how the Fund's performance has varied over different periods and provides some indication of the risks of investing in the Fund. The bar chart shows how the performance of the Fund has varied from one calendar year to another over the periods shown. The table compares the Fund's performance to that of an appropriate broad-based securities market index and the Underlying Index. Fund returns assume the reinvestment of any dividends and distributions. The Fund's returns reflect the impact of any agreements to waive or reimburse expenses, which would reduce performance if not in effect. Past performance (before and after taxes) does not necessarily indicate how the Fund will perform in the future. Updated performance information, including the Fund's current NAV, may be obtained by visiting www.iShares.com or by calling 1-800-iShares (1-800-474-2737) (toll free).

Calendar Year-by-Year Returns



	<u>Return (%)</u>	<u>Period Ended</u>
Calendar Year-to-Date Return	16.85%	September 30, 2024
During the periods shown in the chart:		
Best Quarter	26.67%	June 30, 2020
Worst Quarter	-27.07%	March 31, 2020

Average Annual Total Returns (for the periods ended December 31, 2023)

	<u>One Year</u>	<u>Five Years</u>	<u>Ten Years</u>
(Inception Date: 3/12/1996)			
Return Before Taxes	22.90%	6.14%	1.83%
Return After Taxes on Distributions	22.60%	5.81%	1.56%
Return After Taxes on Distributions and Sale of Fund Shares	14.52%	5.09%	1.67%
MSCI ACWI ex USA Index¹ (Returns do not reflect deductions for fees, expenses or taxes)	15.62%	7.08%	3.83%
MSCI Germany Index (Returns do not reflect deductions for fees, expenses or taxes)	22.98%	6.27%	1.99%

¹ The Fund has added this broad-based index in response to new regulatory requirements.

After-tax returns in the table above are calculated using the historical highest individual U.S. federal marginal income tax rates and do not reflect the impact of state or local taxes. Actual after-tax returns depend on an investor's tax situation and may differ from those shown, and after-tax returns shown are not relevant to tax-exempt investors or investors who hold shares through tax-deferred arrangements, such as 401(k) plans or individual retirement accounts ("IRAs"). Fund returns after taxes on distributions and sales of Fund shares are calculated assuming that an investor has sufficient capital gains of the same character from other investments to offset any capital losses from the sales of Fund shares. As a result, Fund returns after taxes on distributions and sales of Fund shares may exceed Fund returns before taxes and/or returns after taxes on distributions.

Management

Investment Adviser. BlackRock Fund Advisors.

Portfolio Managers. Jennifer Hsui, Greg Savage and Paul Whitehead (the “Portfolio Managers”) are primarily responsible for the day-to-day management of the Fund. Each Portfolio Manager supervises a portfolio management team. Ms. Hsui, Mr. Savage and Mr. Whitehead have been Portfolio Managers of the Fund since 2012, 2008 and 2022, respectively.

Purchase and Sale of Fund Shares

The Fund is an ETF. Individual shares of the Fund may only be bought and sold in the secondary market through a broker-dealer. Because ETF shares trade at market prices rather than at NAV, shares may trade at a price greater than NAV (a premium) or less than NAV (a discount). An investor may incur costs attributable to the difference between the highest price a buyer is willing to pay to purchase shares of the Fund (bid) and the lowest price a seller is willing to accept for shares of the Fund (ask) when buying or selling shares in the secondary market (the “bid-ask spread”).

Tax Information

The Fund intends to make distributions that may be taxable to you as ordinary income or capital gains, unless you are investing through a tax-deferred arrangement such as a 401(k) plan or an IRA, in which case, your distributions generally will be taxed when withdrawn.

Payments to Broker-Dealers and Other Financial Intermediaries

If you purchase shares of the Fund through a broker-dealer or other financial intermediary (such as a bank), BFA or other related companies may pay the intermediary for marketing activities and presentations, educational training programs, conferences, the development of technology platforms and reporting systems or other services related to the sale or promotion of the Fund. These payments may create a conflict of interest by influencing the broker-dealer or other intermediary and your salesperson to recommend the Fund over another investment. Ask your salesperson or visit your financial intermediary’s website for more information.

iSHARES[®] MSCI ISRAEL ETF

Ticker: EIS

Stock Exchange: NYSE Arca

Investment Objective

The iShares MSCI Israel ETF (the “Fund”) seeks to track the investment results of a broad-based index composed of Israeli equities.

Fees and Expenses

The following table describes the fees and expenses that you will incur if you buy, hold and sell shares of the Fund. The investment advisory agreement between iShares, Inc. (the “Company”) and BlackRock Fund Advisors (“BFA”) (the “Investment Advisory Agreement”) provides that BFA will pay all operating expenses of the Fund, except: (i) the management fees, (ii) interest expenses, (iii) taxes, (iv) expenses incurred with respect to the acquisition and disposition of portfolio securities and the execution of portfolio transactions, including brokerage commissions, (v) distribution fees or expenses, and (vi) litigation expenses and any extraordinary expenses.

You may pay other fees, such as brokerage commissions and other fees to financial intermediaries, which are not reflected in the tables and examples below.

Annual Fund Operating Expenses (ongoing expenses that you pay each year as a percentage of the value of your investments) ¹			
Management Fees	Distribution and Service (12b-1) Fees	Other Expenses ²	Total Annual Fund Operating Expenses
0.59%	None	0.00%	0.59%

¹ Operating expenses paid by BFA under the Investment Advisory Agreement exclude acquired fund fees and expenses, if any.

² The amount rounded to 0.00%.

Example. This Example is intended to help you compare the cost of owning shares of the Fund with the cost of investing in other funds. The Example assumes that you invest \$10,000 in the Fund for the time periods indicated and then sell all of your shares at the end of those periods. The Example also assumes that your investment has a 5% return each year and that the Fund’s operating expenses remain the same. Although your actual costs may be higher or lower, based on these assumptions, your costs would be:

1 Year	3 Years	5 Years	10 Years
\$60	\$189	\$329	\$738

Portfolio Turnover. The Fund may pay transaction costs, such as commissions, when it buys and sells securities (or “turns over” its portfolio). A higher portfolio turnover rate may indicate higher transaction costs and may result in higher taxes when Fund shares are held in a taxable account. These costs, which are not reflected in the Annual Fund Operating Expenses or in the Example, affect the Fund’s performance. During the most recent fiscal year, the Fund’s portfolio turnover rate was 7% of the average value of its portfolio.

Principal Investment Strategies

The Fund seeks to track the investment results of the MSCI Israel Capped Investable Market Index (IMI) (the “Underlying Index”), which is a free float-adjusted market capitalization-weighted index that is designed to measure the performance of the large-, mid- and small-capitalization segments of the equity market in Israel. The Underlying Index is rebalanced quarterly using an optimization process that aims to minimize the constituent weight differences between the Underlying Index and the MSCI Israel Index (the “Parent Index”). The Underlying Index uses a capping methodology that limits the weight of any single “group entity” (constituents that MSCI determines have a control relationship

to a maximum of 25% of the Underlying Index weight, and the sum of all group entities with a weight above 5% to an aggregate of 50% of the Underlying Index weight. A group entity is a group of companies that operate as an affiliated corporate group but may separately issue listed securities. To determine “group entities,” MSCI analyzes financial accounts of listed companies holding stakes of 20% or more in other listed companies to determine whether these stakes are controlling in nature. In certain cases, even in the absence of consolidated accounts, MSCI may also consider two companies as belonging to the same group entity where there is reasonable evidence of control based on other information. All group entities are reviewed on an annual basis. As of August 31, 2024, a significant portion of the Underlying Index is represented by securities of companies in the financials and technology industries or sectors. The components of the Underlying Index are likely to change over time.

BFA uses an indexing approach to try to achieve the Fund’s investment objective. The Fund does not try to “beat” the index it tracks and does not seek temporary defensive positions when markets decline or appear overvalued.

Indexing may eliminate the chance that the Fund will substantially outperform the Underlying Index but also may reduce some of the

risks of active management, such as poor security selection. Indexing seeks to achieve lower costs and better after-tax performance by aiming to keep portfolio turnover low in comparison to actively managed investment companies.

BFA uses a representative sampling indexing strategy to manage the Fund. “Representative sampling” is an indexing strategy that involves investing in a representative sample of securities that collectively has an investment profile similar to that of an applicable underlying index. The securities selected are expected to have, in the aggregate, investment characteristics (based on factors such as market capitalization and industry weightings), fundamental characteristics (such as return variability and yield) and liquidity measures similar to those of an applicable underlying index. The Fund may or may not hold all of the securities in the Underlying Index.

The Fund generally will invest at least 80% of its assets in the component securities of its Underlying Index and in investments that have economic characteristics that are substantially identical to the component securities of its Underlying Index (*i.e.*, depositary receipts representing securities of the Underlying Index) and may invest up to 20% of its assets in certain futures, options and swap contracts, cash and cash equivalents, including shares of money market funds advised by BFA or its affiliates, as well as in securities not included in the Underlying Index, but which BFA believes will help the Fund track the Underlying Index. Cash and cash equivalent investments associated with a derivative position will be treated as part of that position for the purposes of calculating the percentage of investments included in the Underlying Index. The Fund seeks to track the investment results of the Underlying Index before fees and expenses of the Fund.

The Fund may lend securities representing up to one-third of the value of the Fund’s total assets (including the value of any collateral received).

The Underlying Index is sponsored by MSCI Inc. (the “Index Provider” or “MSCI”), which is independent of the Fund and BFA. The Index Provider determines the composition and relative weightings of the securities in the Underlying Index and publishes information regarding the market value of the Underlying Index.

Industry Concentration Policy. The Fund will concentrate its investments (*i.e.*, hold 25% or more of its total assets) in a particular industry or group of industries to approximately the same extent that the Underlying Index is concentrated. For purposes of this limitation, securities of the U.S. government (including its agencies and instrumentalities) and repurchase agreements collateralized by U.S. government securities are not considered to be issued by members of any industry.

Summary of Principal Risks

As with any investment, you could lose all or part of your investment in the Fund, and the Fund’s performance could trail that of other investments. The Fund is subject to certain risks, including the principal risks noted below, any of which may adversely affect the Fund’s net asset value per share (“NAV”), trading price, yield, total return and ability to meet its investment objective. Certain key risks are prioritized below (with others following in alphabetical order), but the relative significance of any

risk is difficult to predict and may change over time. You should review each risk factor carefully.

Risk of Investing in Israel. Investments in Israeli issuers will subject the Fund to legal, security, regulatory, political, and economic risk specific to Israel. Among other things, Israel’s economy depends on imports of certain key items, such as crude oil, natural gas, grains, raw materials, and military equipment. Israel’s relations with Palestinians and its neighboring countries Lebanon, Syria and Iran, among others, have at times been strained due to territorial disputes, historical animosities or defense concerns. On October 7, 2023, Hamas launched a significant attack on Israel from the Gaza Strip. The extent and duration of the Israel-Hamas war and any related economic and market impacts are impossible to predict but may be significant, and may negatively impact Israel’s economy and issuers of securities in which the Fund invests.

Non-U.S. Securities Risk. Securities issued by non-U.S. issuers (including depositary receipts) are subject to different legal, regulatory, political, economic, and market risks than securities issued by U.S. issuers. These risks include greater market volatility, less market liquidity, higher transaction costs, expropriation, confiscatory taxation, adverse changes in foreign investment or currency control regulations, restrictions on the repatriation of capital, and political instability. Non-U.S. issuers may be subject to different accounting, audit and financial reporting standards than U.S. issuers, and there may be less publicly available information about non-U.S. issuers. Foreign market trading hours, different clearing and settlement procedures, and holiday schedules may limit the Fund’s ability to engage in portfolio transactions. To the extent that investments are made in a limited number of countries, events in those countries will have a more significant impact on the Fund. The Fund is specifically exposed to **Middle Eastern Economic Risk**.

Equity Securities Risk. Equity securities are subject to changes in value, and their values may be more volatile than those of other asset classes. The value of a security may decline for a number of reasons that may directly relate to the issuer as well as due to general industry or market conditions. Common stock is subordinated to preferred securities and debt in a company’s capital structure. Common stock has the lowest priority, and the greatest risk, with respect to dividends and any liquidation payments in the event of an issuer’s bankruptcy.

Market Risk. The Fund could lose money over short periods due to short-term market movements and over longer periods during more prolonged market downturns. Local, regional or global events such as war, acts of terrorism, pandemics or other public health issues, recessions, the prospect or occurrence of a sovereign default or other financial crisis, or other events could have a significant impact on the Fund and its investments and could result in increased premiums or discounts to the Fund’s NAV.

Index-Related Risk. The Index Provider may rely on various sources of information to assess the criteria of components of the Underlying Index, including information that may be based on assumptions and estimates. Neither the Fund nor BFA can offer assurances that the Index Provider’s methodology or sources of information will provide an accurate assessment of included components or will result in the Fund meeting its investment

objective. Errors in index data, index computations or the construction of the Underlying Index in accordance with its methodology may occur, and the Index Provider may not identify or correct them promptly or at all, which may have an adverse impact on the Fund and its shareholders. Unusual market conditions or other unforeseen circumstances (such as natural disasters, political unrest or war) may impact the Index Provider or a third-party data provider and could cause the Index Provider to postpone a scheduled rebalance. This could cause the Underlying Index to vary from its normal or expected composition.

Asset Class Risk. The securities and other assets in the Underlying Index or in the Fund's portfolio may underperform in comparison to financial markets generally, a particular financial market, another index, or other asset classes.

Authorized Participant Concentration Risk. An "Authorized Participant" is a member or participant of a clearing agency registered with the SEC, which has a written agreement with the Fund or one of its service providers that allows the Authorized Participant to place orders for the purchase and redemption of creation units ("Creation Units"). Only an Authorized Participant may engage in creation or redemption transactions directly with the Fund. There are a limited number of institutions that may act as Authorized Participants for the Fund, including on an agency basis on behalf of other market participants. No Authorized Participant is obligated to engage in creation or redemption transactions. To the extent that Authorized Participants exit the business or do not place creation or redemption orders for the Fund and no other Authorized Participant places orders, Fund shares are more likely to trade at a premium or discount to NAV and possibly face trading halts or delisting.

Concentration Risk. The Fund may be susceptible to an increased risk of loss, including losses due to adverse events that affect the Fund's investments more than the market as a whole, to the extent that the Fund's investments are concentrated in the securities or other assets of one or more issuers, countries or other geographic units, markets, industries, project types, or asset classes.

Currency Risk. Because the Fund's NAV is determined in U.S. dollars, the NAV could decline if the currency of the non-U.S. market in which the Fund invests depreciates against the U.S. dollar or if there are delays or limits on the repatriation of foreign currency. Currency exchange rates can be very volatile and can change quickly and unpredictably. As a result, the Fund's NAV may change quickly and without warning. In addition, the Fund may incur costs in connection with conversions between U.S. dollars and foreign currencies.

Cybersecurity Risk. Failures or breaches of the electronic systems of the Fund, its adviser, distributor, Index Provider, other service providers, counterparties, or issuers of assets in which the Fund invests may cause disruptions that negatively impact the Fund and its shareholders. While the Fund has established business continuity plans and risk management systems seeking to address system breaches or failures, there are inherent limitations in such plans and systems. The Fund cannot control the cybersecurity plans and systems of its service providers, counterparties, and other third parties whose activities affect the Fund. In addition, cyber incidents may adversely impact the

issuers of securities in which the Fund invests, which may cause such investments to lose value.

Financial Companies Risk. Financial services companies are subject to extensive governmental regulation and intervention, which may adversely affect their profitability, the scope of their activities, the prices they can charge, the amount of capital and liquid assets they must maintain and their size, among other things. Financial services companies also may be significantly affected by, among other things, interest rates, economic conditions, volatility in financial markets, credit rating downgrades, adverse public perception, exposure concentration and counterparty risk.

Issuer Risk. The performance of the Fund depends on the performance of individual securities or other assets to which the Fund has exposure. The value of securities or other assets may decline, or perform differently from the market as a whole, due to changes in the financial condition or credit rating of the issuer or counterparty.

Management Risk. The Fund generally does not attempt to take defensive positions under any market conditions, including declining markets. As the Fund will not fully replicate the Underlying Index and may hold securities or other assets not included in the Underlying Index, it is subject to the risk that the investment strategy of BFA may not produce the intended results. There is no guarantee that the Fund's investment results will have a high degree of correlation to those of the Underlying Index or that the Fund will achieve its investment objective.

Market Trading Risk. The Fund faces numerous market trading risks, including the potential lack of an active market for Fund shares (including through a trading halt), losses from trading in secondary markets, periods of high volatility, and disruptions in the process of creating and redeeming Fund shares. Any of these factors, among others, may lead to the Fund's shares trading in the secondary market at a premium or discount to NAV or to the intraday value of the Fund's portfolio holdings. If you buy Fund shares at a time when the market price is at a premium to NAV or sell Fund shares at a time when the market price is at a discount to NAV, you may pay significantly more or receive significantly less than the underlying value of the Fund shares.

Mid-Capitalization Companies Risk. Compared to large-capitalization companies, mid-capitalization companies may be less stable and more susceptible to adverse developments. The securities of mid-capitalization companies may be more volatile and less liquid than those of large-capitalization companies. As a result, the Fund's share price may be more volatile than that of a fund with a greater investment in large-capitalization stocks.

National Closed Market Trading Risk. To the extent that securities or other assets held by the Fund trade on foreign exchanges or in foreign markets that may be closed when the securities exchange on which the Fund's shares trade is open, there are likely to be deviations between such asset's current price and its last quoted price (*i.e.*, the quote from the closed foreign market to the Fund). The impact of a closed foreign market on the Fund is likely to be greater where a large portion of the Fund's holdings trade on a closed foreign market or when a foreign market is closed for unscheduled reasons. These

deviations could result in premiums or discounts to the Fund's NAV that may be greater than those experienced by other funds.

Non-Diversification Risk. The Fund is classified as "non-diversified." This means that, compared with funds that are classified as "diversified," the Fund may invest a greater percentage of its assets in securities or other instruments representing a small number of issuers or counterparties and thus may be more susceptible to the risks associated with these particular issuers or counterparties. As a result, the Fund's performance may depend to a greater extent on the performance of a small number of issuers or counterparties, which may lead to more volatility in the Fund's NAV.

Operational Risk. The Fund is exposed to operational risks arising from a number of factors, including, but not limited to, human error, processing and communication errors, errors of the Fund's service providers, counterparties or other third parties, failed or inadequate processes and technology or systems failures. The Fund and BFA seek to reduce these operational risks through controls and procedures. However, these measures do not address every possible risk and may be inadequate to address significant operational risks.

Reliance on Trading Partners Risk. The Fund invests in a country whose economy is heavily dependent upon trading with key partners. Any reduction in this trading may have an adverse impact on the Fund's investments. Through its holdings of securities of certain issuers, the Fund is specifically exposed to **Asian Economic Risk, European Economic Risk and U.S. Economic Risk.**

Securities Lending Risk. The Fund may engage in securities lending. Securities lending involves the risk that the Fund may lose money because the borrower of the loaned securities fails to return the securities in a timely manner or at all. The Fund could also lose money in the event of a decline in the value of collateral provided for loaned securities or a decline in the value of any investments made with cash collateral. These events could also trigger adverse tax consequences for the Fund.

Small-Capitalization Companies Risk. Compared to mid- and large-capitalization companies, small-capitalization companies may be less stable and more susceptible to adverse developments. The securities of small-capitalization companies may be more volatile and less liquid than those of mid- and large-capitalization companies. As a result, the Fund's share price may be more volatile than that of a fund with a greater investment in large- or mid-capitalization stocks.

Technology Companies Risk. Technology companies and companies that rely heavily on technological advances may have limited product lines, markets, financial resources, supply chains

and personnel. These companies typically face intense competition, potentially rapid product obsolescence and changes in product cycles and customer preferences. They may face unexpected risks and costs associated with technological developments, such as artificial intelligence and machine learning. Technology companies also depend heavily on intellectual property rights and may be adversely affected by the loss or impairment of those rights. Technology companies may face increased government scrutiny and may be subject to adverse government or legal action.

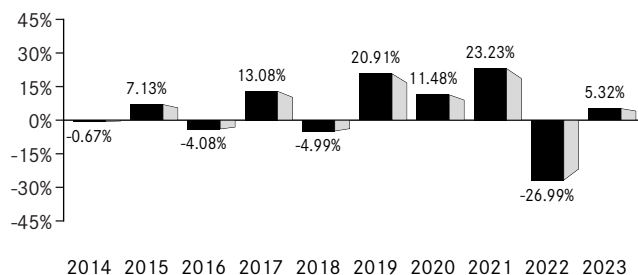
Tracking Error Risk. The Fund may be subject to "tracking error," which is the divergence of the Fund's performance from that of the Underlying Index. Tracking error may occur due to a number of factors, including differences between the securities and other assets held in the Fund's portfolio and those included in the Underlying Index; differences in the timing and methodologies used to value securities and other assets; transaction costs and other expenses incurred by the Fund that the Underlying Index does not incur; the Fund's holding of uninvested cash; differences in the timing of the accrual or the valuation of dividends or interest received by the Fund or distributions paid to Fund shareholders; tax gains or losses; the requirements for the Fund to maintain pass-through tax treatment; portfolio transactions carried out to minimize the distribution of capital gains to shareholders; the acceptance of custom baskets; changes to the Underlying Index; and impacts to the Fund of complying with certain regulatory requirements or limits. Tracking error risk may be heightened during times of increased market volatility or other unusual market conditions. A Fund that tracks an index with exposure to non-U.S. issuers may experience higher tracking error than ETFs that do not track such indexes.

Valuation Risk. The price that the Fund could receive upon the sale (or other disposition) of a security or other asset may differ from the Fund's valuation of the security or other asset, particularly for securities or other assets that trade in low volume or volatile markets or that are valued using a fair value methodology. The price received by the Fund also may differ from the value used by the Underlying Index. In addition, the value of the securities or other assets in the Fund's portfolio may change on days or during time periods when investors are not able to purchase or sell Fund shares. Authorized Participants that create or redeem Fund shares on days when the Fund is holding fair-valued securities or other assets may receive fewer or more shares, or lower or higher redemption proceeds, than they would have received had the securities or other assets not been fair valued or been valued using a different methodology. The ability to value investments may be impacted by technological issues or errors by pricing services or other third-party service providers.

Performance Information

The performance information below illustrates how the Fund's performance has varied over different periods and provides some indication of the risks of investing in the Fund. The bar chart shows how the performance of the Fund has varied from one calendar year to another over the periods shown. The table compares the Fund's performance to that of an appropriate broad-based securities market index and the Underlying Index. Fund returns assume the reinvestment of any dividends and distributions. The Fund's returns reflect the impact of any agreements to waive or reimburse expenses, which would reduce performance if not in effect. Past performance (before and after taxes) does not necessarily indicate how the Fund will perform in the future. Updated performance information, including the Fund's current NAV, may be obtained by visiting www.iShares.com or by calling 1-800-iShares (1-800-474-2737) (toll free).

Calendar Year-by-Year Returns



	<u>Return (%)</u>	<u>Period Ended</u>
Calendar Year-to-Date Return	16.79%	September 30, 2024
During the periods shown in the chart:		
Best Quarter	22.11%	December 31, 2020
Worst Quarter	-21.00%	March 31, 2020

Average Annual Total Returns (for the periods ended December 31, 2023)

	<u>One Year</u>	<u>Five Years</u>	<u>Ten Years</u>
(Inception Date: 3/26/2008)			
Return Before Taxes	5.32%	5.02%	3.43%
Return After Taxes on Distributions	5.52%	5.02%	3.38%
Return After Taxes on Distributions and Sale of Fund Shares	3.94%	4.24%	2.99%
MSCI ACWI ex USA Index¹ (Returns do not reflect deductions for fees, expenses or taxes)	15.62%	7.08%	3.83%
MSCI Israel Capped Investable Market Index (Returns do not reflect deductions for fees, expenses or taxes)	5.92%	5.60%	3.93%

¹ The Fund has added this broad-based index in response to new regulatory requirements.

After-tax returns in the table above are calculated using the historical highest individual U.S. federal marginal income tax rates and do not reflect the impact of state or local taxes. Actual after-tax returns depend on an investor's tax situation and may differ from those shown, and after-tax returns shown are not relevant to tax-exempt investors or investors who hold shares through tax-deferred arrangements, such as 401(k) plans or individual retirement accounts ("IRAs"). Fund returns after taxes on distributions and sales of Fund shares are calculated assuming that an investor has sufficient capital gains of the same character from other investments to offset any capital losses from the sales of Fund shares. As a result, Fund returns after taxes on distributions and sales of Fund shares may exceed Fund returns before taxes and/or returns after taxes on distributions.

Management

Investment Adviser. BlackRock Fund Advisors.

Portfolio Managers. Jennifer Hsui, Greg Savage and Paul Whitehead (the “Portfolio Managers”) are primarily responsible for the day-to-day management of the Fund. Each Portfolio Manager supervises a portfolio management team. Ms. Hsui, Mr. Savage and Mr. Whitehead have been Portfolio Managers of the Fund since 2012, 2008 and 2022, respectively.

Purchase and Sale of Fund Shares

The Fund is an ETF. Individual shares of the Fund may only be bought and sold in the secondary market through a broker-dealer. Because ETF shares trade at market prices rather than at NAV, shares may trade at a price greater than NAV (a premium) or less than NAV (a discount). An investor may incur costs attributable to the difference between the highest price a buyer is willing to pay to purchase shares of the Fund (bid) and the lowest price a seller is willing to accept for shares of the Fund (ask) when buying or selling shares in the secondary market (the “bid-ask spread”).

Tax Information

The Fund intends to make distributions that may be taxable to you as ordinary income or capital gains, unless you are investing through a tax-deferred arrangement such as a 401(k) plan or an IRA, in which case, your distributions generally will be taxed when withdrawn.

Payments to Broker-Dealers and Other Financial Intermediaries

If you purchase shares of the Fund through a broker-dealer or other financial intermediary (such as a bank), BFA or other related companies may pay the intermediary for marketing activities and presentations, educational training programs, conferences, the development of technology platforms and reporting systems or other services related to the sale or promotion of the Fund. These payments may create a conflict of interest by influencing the broker-dealer or other intermediary and your salesperson to recommend the Fund over another investment. Ask your salesperson or visit your financial intermediary’s website for more information.

iSHARES[®] MSCI ITALY ETF

Ticker: EWI

Stock Exchange: NYSE Arca

Investment Objective

The iShares MSCI Italy ETF (the “Fund”) seeks to track the investment results of an index composed of Italian equities.

Fees and Expenses

The following table describes the fees and expenses that you will incur if you buy, hold and sell shares of the Fund. The investment advisory agreement between iShares, Inc. (the “Company”) and BlackRock Fund Advisors (“BFA”) (the “Investment Advisory Agreement”) provides that BFA will pay all operating expenses of the Fund, except: (i) the management fees, (ii) interest expenses, (iii) taxes, (iv) expenses incurred with respect to the acquisition and disposition of portfolio securities and the execution of portfolio transactions, including brokerage commissions, (v) distribution fees or expenses, and (vi) litigation expenses and any extraordinary expenses.

You may pay other fees, such as brokerage commissions and other fees to financial intermediaries, which are not reflected in the tables and examples below.

Annual Fund Operating Expenses (ongoing expenses that you pay each year as a percentage of the value of your investments) ¹			
<u>Management Fees</u>	<u>Distribution and Service (12b-1) Fees</u>	<u>Other Expenses²</u>	<u>Total Annual Fund Operating Expenses</u>
0.50%	None	0.00%	0.50%

¹ Operating expenses paid by BFA under the Investment Advisory Agreement exclude acquired fund fees and expenses, if any.

² The amount rounded to 0.00%.

Example. This Example is intended to help you compare the cost of owning shares of the Fund with the cost of investing in other funds. The Example assumes that you invest \$10,000 in the Fund for the time periods indicated and then sell all of your shares at the end of those periods. The Example also assumes that your investment has a 5% return each year and that the Fund’s operating expenses remain the same. Although your actual costs may be higher or lower, based on these assumptions, your costs would be:

<u>1 Year</u>	<u>3 Years</u>	<u>5 Years</u>	<u>10 Years</u>
\$51	\$160	\$280	\$628

Portfolio Turnover. The Fund may pay transaction costs, such as commissions, when it buys and sells securities (or “turns over” its portfolio). A higher portfolio turnover rate may indicate higher transaction costs and may result in higher taxes when Fund shares are held in a taxable account. These costs, which are not reflected in the Annual Fund Operating Expenses or in the Example, affect the Fund’s performance. During the most recent fiscal year, the Fund’s portfolio turnover rate was 18% of the average value of its portfolio.

Principal Investment Strategies

The Fund seeks to track the investment results of the MSCI Italy 25/50 Index (the “Underlying Index”), which is a free float-adjusted market capitalization-weighted index that is designed to measure the performance of the large- and mid-capitalization segments of the equity market in Italy. The Underlying Index is rebalanced quarterly using an optimization process that aims to minimize the constituent weight differences between the Underlying Index and the MSCI Italy Index (the “Parent Index”). The Underlying Index uses a capping methodology that limits the weight of any single “group entity” (constituents that MSCI determines have a control relationship) to a maximum of 25% of

the Underlying Index weight, and the sum of all group entities with a weight above 5% to an aggregate of 50% of the Underlying Index weight. A group entity is a group of companies that operate as an affiliated corporate group but may separately issue listed securities. To determine “group entities,” MSCI analyzes financial accounts of listed companies holding stakes of 20% or more in other listed companies to determine whether these stakes are controlling in nature. In certain cases, even in the absence of consolidated accounts, MSCI may also consider two companies as belonging to the same group entity where there is reasonable evidence of control based on other information. All group entities are reviewed on an annual basis. As of August 31, 2024, a significant portion of the Underlying Index is represented by securities of companies in the consumer discretionary, financials and utilities industries or sectors. The components of the Underlying Index are likely to change over time.

BFA uses an indexing approach to try to achieve the Fund’s investment objective. The Fund does not try to “beat” the index it tracks and does not seek temporary defensive positions when markets decline or appear overvalued.

Indexing may eliminate the chance that the Fund will substantially outperform the Underlying Index but also may reduce some of the

risks of active management, such as poor security selection. Indexing seeks to achieve lower costs and better after-tax performance by aiming to keep portfolio turnover low in comparison to actively managed investment companies.

BFA uses a representative sampling indexing strategy to manage the Fund. “Representative sampling” is an indexing strategy that involves investing in a representative sample of securities that collectively has an investment profile similar to that of an applicable underlying index. The securities selected are expected to have, in the aggregate, investment characteristics (based on factors such as market capitalization and industry weightings), fundamental characteristics (such as return variability and yield) and liquidity measures similar to those of an applicable underlying index. The Fund may or may not hold all of the securities in the Underlying Index.

The Fund generally will invest at least 80% of its assets in the component securities of its Underlying Index and in investments that have economic characteristics that are substantially identical to the component securities of its Underlying Index (*i.e.*, depositary receipts representing securities of the Underlying Index) and may invest up to 20% of its assets in certain futures, options and swap contracts, cash and cash equivalents, including shares of money market funds advised by BFA or its affiliates, as well as in securities not included in the Underlying Index, but which BFA believes will help the Fund track the Underlying Index. Cash and cash equivalent investments associated with a derivative position will be treated as part of that position for the purposes of calculating the percentage of investments included in the Underlying Index. The Fund seeks to track the investment results of the Underlying Index before fees and expenses of the Fund.

The Fund may lend securities representing up to one-third of the value of the Fund’s total assets (including the value of any collateral received).

The Underlying Index is sponsored by MSCI Inc. (the “Index Provider” or “MSCI”), which is independent of the Fund and BFA. The Index Provider determines the composition and relative weightings of the securities in the Underlying Index and publishes information regarding the market value of the Underlying Index.

Industry Concentration Policy. The Fund will concentrate its investments (*i.e.*, hold 25% or more of its total assets) in a particular industry or group of industries to approximately the same extent that the Underlying Index is concentrated. For purposes of this limitation, securities of the U.S. government (including its agencies and instrumentalities) and repurchase agreements collateralized by U.S. government securities are not considered to be issued by members of any industry.

Summary of Principal Risks

As with any investment, you could lose all or part of your investment in the Fund, and the Fund’s performance could trail that of other investments. The Fund is subject to certain risks, including the principal risks noted below, any of which may adversely affect the Fund’s net asset value per share (“NAV”), trading price, yield, total return and ability to meet its investment objective. Certain key risks are prioritized below (with others following in alphabetical order), but the relative significance of any

risk is difficult to predict and may change over time. You should review each risk factor carefully.

Risk of Investing in Italy. The Fund’s investments in Italian issuers subject the Fund to legal, regulatory, political, currency and economic risks specific to Italy. Among other things, Italy’s economy has been characterized by slow growth over the past few decades due to factors such as a high tax rate, rigid labor market and a generous pension system. The Italian government has experienced significant budget deficits and a high amount of public debt relative to economic output, which has impaired Italy’s sovereign debt rating. Interest rates on Italy’s sovereign debt may rise to levels that may make it difficult for it to service high debt levels without significant financial help from the EU and could potentially lead to default. The Italian economy is also heavily dependent on trade with other European countries.

Non-U.S. Securities Risk. Securities issued by non-U.S. issuers (including depositary receipts) are subject to different legal, regulatory, political, economic, and market risks than securities issued by U.S. issuers. These risks include greater market volatility, less market liquidity, higher transaction costs, expropriation, confiscatory taxation, adverse changes in foreign investment or currency control regulations, restrictions on the repatriation of capital, and political instability. Non-U.S. issuers may be subject to different accounting, audit and financial reporting standards than U.S. issuers, and there may be less publicly available information about non-U.S. issuers. Foreign market trading hours, different clearing and settlement procedures, and holiday schedules may limit the Fund’s ability to engage in portfolio transactions. To the extent that investments are made in a limited number of countries, events in those countries will have a more significant impact on the Fund. The Fund is specifically exposed to **European Economic Risk**.

Equity Securities Risk. Equity securities are subject to changes in value, and their values may be more volatile than those of other asset classes. The value of a security may decline for a number of reasons that may directly relate to the issuer as well as due to general industry or market conditions. Common stock is subordinated to preferred securities and debt in a company’s capital structure. Common stock has the lowest priority, and the greatest risk, with respect to dividends and any liquidation payments in the event of an issuer’s bankruptcy.

Market Risk. The Fund could lose money over short periods due to short-term market movements and over longer periods during more prolonged market downturns. Local, regional or global events such as war, acts of terrorism, pandemics or other public health issues, recessions, the prospect or occurrence of a sovereign default or other financial crisis, or other events could have a significant impact on the Fund and its investments and could result in increased premiums or discounts to the Fund’s NAV.

Index-Related Risk. The Index Provider may rely on various sources of information to assess the criteria of components of the Underlying Index, including information that may be based on assumptions and estimates. Neither the Fund nor BFA can offer assurances that the Index Provider’s methodology or sources of information will provide an accurate assessment of included components or will result in the Fund meeting its investment objective. Errors in index data, index computations or the

construction of the Underlying Index in accordance with its methodology may occur, and the Index Provider may not identify or correct them promptly or at all, which may have an adverse impact on the Fund and its shareholders. Unusual market conditions or other unforeseen circumstances (such as natural disasters, political unrest or war) may impact the Index Provider or a third-party data provider and could cause the Index Provider to postpone a scheduled rebalance. This could cause the Underlying Index to vary from its normal or expected composition.

Asset Class Risk. The securities and other assets in the Underlying Index or in the Fund's portfolio may underperform in comparison to financial markets generally, a particular financial market, another index, or other asset classes.

Authorized Participant Concentration Risk. An "Authorized Participant" is a member or participant of a clearing agency registered with the SEC, which has a written agreement with the Fund or one of its service providers that allows the Authorized Participant to place orders for the purchase and redemption of creation units ("Creation Units"). Only an Authorized Participant may engage in creation or redemption transactions directly with the Fund. There are a limited number of institutions that may act as Authorized Participants for the Fund, including on an agency basis on behalf of other market participants. No Authorized Participant is obligated to engage in creation or redemption transactions. To the extent that Authorized Participants exit the business or do not place creation or redemption orders for the Fund and no other Authorized Participant places orders, Fund shares are more likely to trade at a premium or discount to NAV and possibly face trading halts or delisting.

Concentration Risk. The Fund may be susceptible to an increased risk of loss, including losses due to adverse events that affect the Fund's investments more than the market as a whole, to the extent that the Fund's investments are concentrated in the securities or other assets of one or more issuers, countries or other geographic units, markets, industries, project types, or asset classes.

Consumer Goods and Services Companies Risk. Consumer goods and services companies ("consumer companies") face risks related to changes in consumer preferences and disposable income, commodity prices, government regulation, supply chain disruptions, damage to brand or reputation, economic slowdown and labor shortages, among other things.

Currency Risk. Because the Fund's NAV is determined in U.S. dollars, the NAV could decline if the currency of the non-U.S. market in which the Fund invests depreciates against the U.S. dollar or if there are delays or limits on the repatriation of foreign currency. Currency exchange rates can be very volatile and can change quickly and unpredictably. As a result, the Fund's NAV may change quickly and without warning. In addition, the Fund may incur costs in connection with conversions between U.S. dollars and foreign currencies.

Cybersecurity Risk. Failures or breaches of the electronic systems of the Fund, its adviser, distributor, Index Provider, other service providers, counterparties, or issuers of assets in which the Fund invests may cause disruptions that negatively impact the Fund and its shareholders. While the Fund has established business continuity plans and risk management systems seeking

to address system breaches or failures, there are inherent limitations in such plans and systems. The Fund cannot control the cybersecurity plans and systems of its service providers, counterparties, and other third parties whose activities affect the Fund. In addition, cyber incidents may adversely impact the issuers of securities in which the Fund invests, which may cause such investments to lose value.

Financial Companies Risk. Financial services companies are subject to extensive governmental regulation and intervention, which may adversely affect their profitability, the scope of their activities, the prices they can charge, the amount of capital and liquid assets they must maintain and their size, among other things. Financial services companies also may be significantly affected by, among other things, interest rates, economic conditions, volatility in financial markets, credit rating downgrades, adverse public perception, exposure concentration and counterparty risk.

Issuer Risk. The performance of the Fund depends on the performance of individual securities or other assets to which the Fund has exposure. The value of securities or other assets may decline, or perform differently from the market as a whole, due to changes in the financial condition or credit rating of the issuer or counterparty.

Large-Capitalization Companies Risk. Large-capitalization companies may be less able than smaller-capitalization companies to adapt to changing market conditions and competitive challenges. Large-capitalization companies may be more mature and subject to more limited growth potential compared with smaller-capitalization companies. The performance of large-capitalization companies could trail the overall performance of the broader securities markets.

Management Risk. The Fund generally does not attempt to take defensive positions under any market conditions, including declining markets. As the Fund will not fully replicate the Underlying Index and may hold securities or other assets not included in the Underlying Index, it is subject to the risk that the investment strategy of BFA may not produce the intended results. There is no guarantee that the Fund's investment results will have a high degree of correlation to those of the Underlying Index or that the Fund will achieve its investment objective.

Market Trading Risk. The Fund faces numerous market trading risks, including the potential lack of an active market for Fund shares (including through a trading halt), losses from trading in secondary markets, periods of high volatility, and disruptions in the process of creating and redeeming Fund shares. Any of these factors, among others, may lead to the Fund's shares trading in the secondary market at a premium or discount to NAV or to the intraday value of the Fund's portfolio holdings. If you buy Fund shares at a time when the market price is at a premium to NAV or sell Fund shares at a time when the market price is at a discount to NAV, you may pay significantly more or receive significantly less than the underlying value of the Fund shares.

Mid-Capitalization Companies Risk. Compared to large-capitalization companies, mid-capitalization companies may be less stable and more susceptible to adverse developments. The securities of mid-capitalization companies may be more volatile and less liquid than those of large-capitalization companies. As a

result, the Fund's share price may be more volatile than that of a fund with a greater investment in large-capitalization stocks.

National Closed Market Trading Risk. To the extent that securities or other assets held by the Fund trade on foreign exchanges or in foreign markets that may be closed when the securities exchange on which the Fund's shares trade is open, there are likely to be deviations between such asset's current price and its last quoted price (*i.e.*, the quote from the closed foreign market to the Fund). The impact of a closed foreign market on the Fund is likely to be greater where a large portion of the Fund's holdings trade on a closed foreign market or when a foreign market is closed for unscheduled reasons. These deviations could result in premiums or discounts to the Fund's NAV that may be greater than those experienced by other funds.

Non-Diversification Risk. The Fund is classified as "non-diversified." This means that, compared with funds that are classified as "diversified," the Fund may invest a greater percentage of its assets in securities or other instruments representing a small number of issuers or counterparties and thus may be more susceptible to the risks associated with these particular issuers or counterparties. As a result, the Fund's performance may depend to a greater extent on the performance of a small number of issuers or counterparties, which may lead to more volatility in the Fund's NAV.

Operational Risk. The Fund is exposed to operational risks arising from a number of factors, including, but not limited to, human error, processing and communication errors, errors of the Fund's service providers, counterparties or other third parties, failed or inadequate processes and technology or systems failures. The Fund and BFA seek to reduce these operational risks through controls and procedures. However, these measures do not address every possible risk and may be inadequate to address significant operational risks.

Reliance on Trading Partners Risk. The Fund invests in a country whose economy is heavily dependent upon trading with key partners. Any reduction in this trading may have an adverse impact on the Fund's investments. Through its holdings of securities of certain issuers, the Fund is specifically exposed to **Asian Economic Risk, European Economic Risk and U.S. Economic Risk.**

Securities Lending Risk. The Fund may engage in securities lending. Securities lending involves the risk that the Fund may lose money because the borrower of the loaned securities fails to return the securities in a timely manner or at all. The Fund could also lose money in the event of a decline in the value of collateral provided for loaned securities or a decline in the value of any investments made with cash collateral. These events could also trigger adverse tax consequences for the Fund.

Tracking Error Risk. The Fund may be subject to "tracking error," which is the divergence of the Fund's performance from that of the Underlying Index. Tracking error may occur due to a number of factors, including differences between the securities and other assets held in the Fund's portfolio and those included in the Underlying Index; differences in the timing and methodologies used to value securities and other assets; transaction costs and other expenses incurred by the Fund that the Underlying Index does not incur; the Fund's holding of uninvested cash; differences in the timing of the accrual or the valuation of dividends or interest received by the Fund or distributions paid to Fund shareholders; tax gains or losses; the requirements for the Fund to maintain pass-through tax treatment; portfolio transactions carried out to minimize the distribution of capital gains to shareholders; the acceptance of custom baskets; changes to the Underlying Index; and impacts to the Fund of complying with certain regulatory requirements or limits. Tracking error risk may be heightened during times of increased market volatility or other unusual market conditions. A Fund that tracks an index with exposure to non-U.S. issuers may experience higher tracking error than ETFs that do not track such indexes.

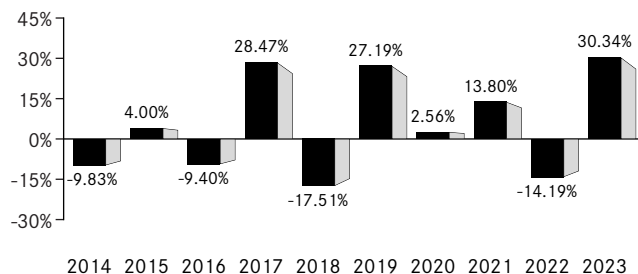
Utility Companies Risk. The utilities sector is generally subject to significant government regulation and oversight, including restrictions on rates as well as environmental and other regulations. Utility companies also may face risks related to, among other things, natural disasters, cyber or other attacks, capital project funding, energy price volatility and increased competition.

Valuation Risk. The price that the Fund could receive upon the sale (or other disposition) of a security or other asset may differ from the Fund's valuation of the security or other asset, particularly for securities or other assets that trade in low volume or volatile markets or that are valued using a fair value methodology. The price received by the Fund also may differ from the value used by the Underlying Index. In addition, the value of the securities or other assets in the Fund's portfolio may change on days or during time periods when investors are not able to purchase or sell Fund shares. Authorized Participants that create or redeem Fund shares on days when the Fund is holding fair-valued securities or other assets may receive fewer or more shares, or lower or higher redemption proceeds, than they would have received had the securities or other assets not been fair valued or been valued using a different methodology. The ability to value investments may be impacted by technological issues or errors by pricing services or other third-party service providers.

Performance Information

The performance information below illustrates how the Fund's performance has varied over different periods and provides some indication of the risks of investing in the Fund. The bar chart shows how the performance of the Fund has varied from one calendar year to another over the periods shown. The table compares the Fund's performance to that of an appropriate broad-based securities market index and the Underlying Index. Fund returns assume the reinvestment of any dividends and distributions. The Fund's returns reflect the impact of any agreements to waive or reimburse expenses, which would reduce performance if not in effect. Past performance (before and after taxes) does not necessarily indicate how the Fund will perform in the future. Updated performance information, including the Fund's current NAV, may be obtained by visiting www.iShares.com or by calling 1-800-iShares (1-800-474-2737) (toll free).

Calendar Year-by-Year Returns



	<u>Return (%)</u>	<u>Period Ended</u>
Calendar Year-to-Date Return	17.78%	September 30, 2024
During the periods shown in the chart:		
Best Quarter	27.29%	December 31, 2022
Worst Quarter	-29.51%	March 31, 2020

Average Annual Total Returns (for the periods ended December 31, 2023)

	<u>One Year</u>	<u>Five Years</u>	<u>Ten Years</u>
(Inception Date: 3/12/1996)			
Return Before Taxes	30.34%	10.67%	4.10%
Return After Taxes on Distributions	29.87%	10.32%	3.79%
Return After Taxes on Distributions and Sale of Fund Shares	19.26%	8.86%	3.52%
MSCI ACWI ex USA Index¹ (Returns do not reflect deductions for fees, expenses or taxes)	15.62%	7.08%	3.83%
MSCI Italy 25/50 Index (Returns do not reflect deductions for fees, expenses or taxes)	30.66%	10.79%	4.14%

¹ The Fund has added this broad-based index in response to new regulatory requirements.

After-tax returns in the table above are calculated using the historical highest individual U.S. federal marginal income tax rates and do not reflect the impact of state or local taxes. Actual after-tax returns depend on an investor's tax situation and may differ from those shown, and after-tax returns shown are not relevant to tax-exempt investors or investors who hold shares through tax-deferred arrangements, such as 401(k) plans or individual retirement accounts ("IRAs"). Fund returns after taxes on distributions and sales of Fund shares are calculated assuming that an investor has sufficient capital gains of the same character from other investments to offset any capital losses from the sales of Fund shares. As a result, Fund returns after taxes on distributions and sales of Fund shares may exceed Fund returns before taxes and/or returns after taxes on distributions.

Management

Investment Adviser. BlackRock Fund Advisors.

Portfolio Managers. Jennifer Hsui, Greg Savage and Paul Whitehead (the “Portfolio Managers”) are primarily responsible for the day-to-day management of the Fund. Each Portfolio Manager supervises a portfolio management team. Ms. Hsui, Mr. Savage and Mr. Whitehead have been Portfolio Managers of the Fund since 2012, 2008 and 2022, respectively.

Purchase and Sale of Fund Shares

The Fund is an ETF. Individual shares of the Fund may only be bought and sold in the secondary market through a broker-dealer. Because ETF shares trade at market prices rather than at NAV, shares may trade at a price greater than NAV (a premium) or less than NAV (a discount). An investor may incur costs attributable to the difference between the highest price a buyer is willing to pay to purchase shares of the Fund (bid) and the lowest price a seller is willing to accept for shares of the Fund (ask) when buying or selling shares in the secondary market (the “bid-ask spread”).

Tax Information

The Fund intends to make distributions that may be taxable to you as ordinary income or capital gains, unless you are investing through a tax-deferred arrangement such as a 401(k) plan or an IRA, in which case, your distributions generally will be taxed when withdrawn.

Payments to Broker-Dealers and Other Financial Intermediaries

If you purchase shares of the Fund through a broker-dealer or other financial intermediary (such as a bank), BFA or other related companies may pay the intermediary for marketing activities and presentations, educational training programs, conferences, the development of technology platforms and reporting systems or other services related to the sale or promotion of the Fund. These payments may create a conflict of interest by influencing the broker-dealer or other intermediary and your salesperson to recommend the Fund over another investment. Ask your salesperson or visit your financial intermediary’s website for more information.

iSHARES[®] MSCI NETHERLANDS ETF

Ticker: EWN

Stock Exchange: NYSE Arca

Investment Objective

The iShares MSCI Netherlands ETF (the “Fund”) seeks to track the investment results of a broad-based index composed of Dutch equities.

Fees and Expenses

The following table describes the fees and expenses that you will incur if you buy, hold and sell shares of the Fund. The investment advisory agreement between iShares, Inc. (the “Company”) and BlackRock Fund Advisors (“BFA”) (the “Investment Advisory Agreement”) provides that BFA will pay all operating expenses of the Fund, except: (i) the management fees, (ii) interest expenses, (iii) taxes, (iv) expenses incurred with respect to the acquisition and disposition of portfolio securities and the execution of portfolio transactions, including brokerage commissions, (v) distribution fees or expenses, and (vi) litigation expenses and any extraordinary expenses.

You may pay other fees, such as brokerage commissions and other fees to financial intermediaries, which are not reflected in the tables and examples below.

Annual Fund Operating Expenses (ongoing expenses that you pay each year as a percentage of the value of your investments) ¹			
<u>Management Fees</u>	<u>Distribution and Service (12b-1) Fees</u>	<u>Other Expenses²</u>	<u>Total Annual Fund Operating Expenses</u>
0.50%	None	0.00%	0.50%

¹ Operating expenses paid by BFA under the Investment Advisory Agreement exclude acquired fund fees and expenses, if any.

² The amount rounded to 0.00%.

Example. This Example is intended to help you compare the cost of owning shares of the Fund with the cost of investing in other funds. The Example assumes that you invest \$10,000 in the Fund for the time periods indicated and then sell all of your shares at the end of those periods. The Example also assumes that your investment has a 5% return each year and that the Fund’s operating expenses remain the same. Although your actual costs may be higher or lower, based on these assumptions, your costs would be:

<u>1 Year</u>	<u>3 Years</u>	<u>5 Years</u>	<u>10 Years</u>
\$51	\$160	\$280	\$628

Portfolio Turnover. The Fund may pay transaction costs, such as commissions, when it buys and sells securities (or “turns over” its portfolio). A higher portfolio turnover rate may indicate higher transaction costs and may result in higher taxes when Fund shares are held in a taxable account. These costs, which are not reflected in the Annual Fund Operating Expenses or in the Example, affect the Fund’s performance. During the most recent fiscal year, the Fund’s portfolio turnover rate was 13% of the average value of its portfolio.

Principal Investment Strategies

The Fund seeks to track the investment results of the MSCI Netherlands IMI 25/50 Index (the “Underlying Index”), which is a free float-adjusted market capitalization-weighted index that is designed to measure the performance of the large-, mid- and small-capitalization segments of the equity market in the Netherlands. The Underlying Index is rebalanced quarterly using an optimization process that aims to minimize the constituent weight differences between the Underlying Index and the MSCI Netherlands Index (the “Parent Index”). The Underlying Index uses a capping methodology that limits the weight of any single “group entity” (constituents that MSCI determines have a control

relationship) to a maximum of 25% of the Underlying Index weight, and the sum of all group entities with a weight above 5% to an aggregate of 50% of the Underlying Index weight. A group entity is a group of companies that operate as an affiliated corporate group but may separately issue listed securities. To determine “group entities,” MSCI analyzes financial accounts of listed companies holding stakes of 20% or more in other listed companies to determine whether these stakes are controlling in nature. In certain cases, even in the absence of consolidated accounts, MSCI may also consider two companies as belonging to the same group entity where there is reasonable evidence of control based on other information. All group entities are reviewed on an annual basis. As of August 31, 2024, a significant portion of the Underlying Index is represented by securities of companies in the financials, industrials and technology industries or sectors. The components of the Underlying Index are likely to change over time.

BFA uses an indexing approach to try to achieve the Fund’s investment objective. The Fund does not try to “beat” the index it tracks and does not seek temporary defensive positions when markets decline or appear overvalued.

Indexing may eliminate the chance that the Fund will substantially outperform the Underlying Index but also may reduce some of the risks of active management, such as poor security selection. Indexing seeks to achieve lower costs and better after-tax performance by aiming to keep portfolio turnover low in comparison to actively managed investment companies.

BFA uses a representative sampling indexing strategy to manage the Fund. "Representative sampling" is an indexing strategy that involves investing in a representative sample of securities that collectively has an investment profile similar to that of an applicable underlying index. The securities selected are expected to have, in the aggregate, investment characteristics (based on factors such as market capitalization and industry weightings), fundamental characteristics (such as return variability and yield) and liquidity measures similar to those of an applicable underlying index. The Fund may or may not hold all of the securities in the Underlying Index.

The Fund generally will invest at least 80% of its assets in the component securities of its Underlying Index and in investments that have economic characteristics that are substantially identical to the component securities of its Underlying Index (*i.e.*, depositary receipts representing securities of the Underlying Index) and may invest up to 20% of its assets in certain futures, options and swap contracts, cash and cash equivalents, including shares of money market funds advised by BFA or its affiliates, as well as in securities not included in the Underlying Index, but which BFA believes will help the Fund track the Underlying Index. Cash and cash equivalent investments associated with a derivative position will be treated as part of that position for the purposes of calculating the percentage of investments included in the Underlying Index. The Fund seeks to track the investment results of the Underlying Index before fees and expenses of the Fund.

The Fund may lend securities representing up to one-third of the value of the Fund's total assets (including the value of any collateral received).

The Underlying Index is sponsored by MSCI Inc. (the "Index Provider" or "MSCI"), which is independent of the Fund and BFA. The Index Provider determines the composition and relative weightings of the securities in the Underlying Index and publishes information regarding the market value of the Underlying Index.

Industry Concentration Policy. The Fund will concentrate its investments (*i.e.*, hold 25% or more of its total assets) in a particular industry or group of industries to approximately the same extent that the Underlying Index is concentrated. For purposes of this limitation, securities of the U.S. government (including its agencies and instrumentalities) and repurchase agreements collateralized by U.S. government securities are not considered to be issued by members of any industry.

Summary of Principal Risks

As with any investment, you could lose all or part of your investment in the Fund, and the Fund's performance could trail that of other investments. The Fund is subject to certain risks, including the principal risks noted below, any of which may adversely affect the Fund's net asset value per share ("NAV"), trading price, yield, total return and ability to meet its investment

objective. Certain key risks are prioritized below (with others following in alphabetical order), but the relative significance of any risk is difficult to predict and may change over time. You should review each risk factor carefully.

Risk of Investing in the Netherlands. Investments in Dutch issuers will subject the Fund to legal, regulatory, political, currency, security and economic risk specific to the Netherlands and the countries that use the euro. In addition, because the economy of the Netherlands is export driven, the Netherlands relies heavily on its key trading partners.

Non-U.S. Securities Risk. Securities issued by non-U.S. issuers (including depositary receipts) are subject to different legal, regulatory, political, economic, and market risks than securities issued by U.S. issuers. These risks include greater market volatility, less market liquidity, higher transaction costs, expropriation, confiscatory taxation, adverse changes in foreign investment or currency control regulations, restrictions on the repatriation of capital, and political instability. Non-U.S. issuers may be subject to different accounting, audit and financial reporting standards than U.S. issuers, and there may be less publicly available information about non-U.S. issuers. Foreign market trading hours, different clearing and settlement procedures, and holiday schedules may limit the Fund's ability to engage in portfolio transactions. To the extent that investments are made in a limited number of countries, events in those countries will have a more significant impact on the Fund. The Fund is specifically exposed to **European Economic Risk**.

Equity Securities Risk. Equity securities are subject to changes in value, and their values may be more volatile than those of other asset classes. The value of a security may decline for a number of reasons that may directly relate to the issuer as well as due to general industry or market conditions. Common stock is subordinated to preferred securities and debt in a company's capital structure. Common stock has the lowest priority, and the greatest risk, with respect to dividends and any liquidation payments in the event of an issuer's bankruptcy.

Market Risk. The Fund could lose money over short periods due to short-term market movements and over longer periods during more prolonged market downturns. Local, regional or global events such as war, acts of terrorism, pandemics or other public health issues, recessions, the prospect or occurrence of a sovereign default or other financial crisis, or other events could have a significant impact on the Fund and its investments and could result in increased premiums or discounts to the Fund's NAV.

Index-Related Risk. The Index Provider may rely on various sources of information to assess the criteria of components of the Underlying Index, including information that may be based on assumptions and estimates. Neither the Fund nor BFA can offer assurances that the Index Provider's methodology or sources of information will provide an accurate assessment of included components or will result in the Fund meeting its investment objective. Errors in index data, index computations or the construction of the Underlying Index in accordance with its methodology may occur, and the Index Provider may not identify or correct them promptly or at all, which may have an adverse impact on the Fund and its shareholders. Unusual market conditions or other unforeseen circumstances (such as natural

disasters, political unrest or war) may impact the Index Provider or a third-party data provider and could cause the Index Provider to postpone a scheduled rebalance. This could cause the Underlying Index to vary from its normal or expected composition.

Asset Class Risk. The securities and other assets in the Underlying Index or in the Fund's portfolio may underperform in comparison to financial markets generally, a particular financial market, another index, or other asset classes.

Authorized Participant Concentration Risk. An "Authorized Participant" is a member or participant of a clearing agency registered with the SEC, which has a written agreement with the Fund or one of its service providers that allows the Authorized Participant to place orders for the purchase and redemption of creation units ("Creation Units"). Only an Authorized Participant may engage in creation or redemption transactions directly with the Fund. There are a limited number of institutions that may act as Authorized Participants for the Fund, including on an agency basis on behalf of other market participants. No Authorized Participant is obligated to engage in creation or redemption transactions. To the extent that Authorized Participants exit the business or do not place creation or redemption orders for the Fund and no other Authorized Participant places orders, Fund shares are more likely to trade at a premium or discount to NAV and possibly face trading halts or delisting.

Concentration Risk. The Fund may be susceptible to an increased risk of loss, including losses due to adverse events that affect the Fund's investments more than the market as a whole, to the extent that the Fund's investments are concentrated in the securities or other assets of one or more issuers, countries or other geographic units, markets, industries, project types, or asset classes.

Currency Risk. Because the Fund's NAV is determined in U.S. dollars, the NAV could decline if the currency of the non-U.S. market in which the Fund invests depreciates against the U.S. dollar or if there are delays or limits on the repatriation of foreign currency. Currency exchange rates can be very volatile and can change quickly and unpredictably. As a result, the Fund's NAV may change quickly and without warning. In addition, the Fund may incur costs in connection with conversions between U.S. dollars and foreign currencies.

Cybersecurity Risk. Failures or breaches of the electronic systems of the Fund, its adviser, distributor, Index Provider, other service providers, counterparties, or issuers of assets in which the Fund invests may cause disruptions that negatively impact the Fund and its shareholders. While the Fund has established business continuity plans and risk management systems seeking to address system breaches or failures, there are inherent limitations in such plans and systems. The Fund cannot control the cybersecurity plans and systems of its service providers, counterparties, and other third parties whose activities affect the Fund. In addition, cyber incidents may adversely impact the issuers of securities in which the Fund invests, which may cause such investments to lose value.

Financial Companies Risk. Financial services companies are subject to extensive governmental regulation and intervention, which may adversely affect their profitability, the scope of their activities, the prices they can charge, the amount of capital and

liquid assets they must maintain and their size, among other things. Financial services companies also may be significantly affected by, among other things, interest rates, economic conditions, volatility in financial markets, credit rating downgrades, adverse public perception, exposure concentration and counterparty risk.

Industrial Companies Risk. Industrial companies face a number of risks, including supply chain and distribution disruptions, business interruptions, product obsolescence, third-party vendor risks, cyber attacks, trade disputes, product recalls, liability claims, scarcity of materials or parts, excess capacity, changes in consumer preferences, and volatility in commodity prices and currencies. The performance of such companies may also be affected by technological developments, labor relations, legislative and regulatory changes, government spending policies, and changes in domestic and international economies.

Issuer Risk. The performance of the Fund depends on the performance of individual securities or other assets to which the Fund has exposure. The value of securities or other assets may decline, or perform differently from the market as a whole, due to changes in the financial condition or credit rating of the issuer or counterparty.

Large-Capitalization Companies Risk. Large-capitalization companies may be less able than smaller-capitalization companies to adapt to changing market conditions and competitive challenges. Large-capitalization companies may be more mature and subject to more limited growth potential compared with smaller-capitalization companies. The performance of large-capitalization companies could trail the overall performance of the broader securities markets.

Management Risk. The Fund generally does not attempt to take defensive positions under any market conditions, including declining markets. As the Fund will not fully replicate the Underlying Index and may hold securities or other assets not included in the Underlying Index, it is subject to the risk that the investment strategy of BFA may not produce the intended results. There is no guarantee that the Fund's investment results will have a high degree of correlation to those of the Underlying Index or that the Fund will achieve its investment objective.

Market Trading Risk. The Fund faces numerous market trading risks, including the potential lack of an active market for Fund shares (including through a trading halt), losses from trading in secondary markets, periods of high volatility, and disruptions in the process of creating and redeeming Fund shares. Any of these factors, among others, may lead to the Fund's shares trading in the secondary market at a premium or discount to NAV or to the intraday value of the Fund's portfolio holdings. If you buy Fund shares at a time when the market price is at a premium to NAV or sell Fund shares at a time when the market price is at a discount to NAV, you may pay significantly more or receive significantly less than the underlying value of the Fund shares.

Mid-Capitalization Companies Risk. Compared to large-capitalization companies, mid-capitalization companies may be less stable and more susceptible to adverse developments. The securities of mid-capitalization companies may be more volatile and less liquid than those of large-capitalization companies. As a

result, the Fund's share price may be more volatile than that of a fund with a greater investment in large-capitalization stocks.

National Closed Market Trading Risk. To the extent that securities or other assets held by the Fund trade on foreign exchanges or in foreign markets that may be closed when the securities exchange on which the Fund's shares trade is open, there are likely to be deviations between such asset's current price and its last quoted price (*i.e.*, the quote from the closed foreign market to the Fund). The impact of a closed foreign market on the Fund is likely to be greater where a large portion of the Fund's holdings trade on a closed foreign market or when a foreign market is closed for unscheduled reasons. These deviations could result in premiums or discounts to the Fund's NAV that may be greater than those experienced by other funds.

Non-Diversification Risk. The Fund is classified as "non-diversified." This means that, compared with funds that are classified as "diversified," the Fund may invest a greater percentage of its assets in securities or other instruments representing a small number of issuers or counterparties and thus may be more susceptible to the risks associated with these particular issuers or counterparties. As a result, the Fund's performance may depend to a greater extent on the performance of a small number of issuers or counterparties, which may lead to more volatility in the Fund's NAV.

Operational Risk. The Fund is exposed to operational risks arising from a number of factors, including, but not limited to, human error, processing and communication errors, errors of the Fund's service providers, counterparties or other third parties, failed or inadequate processes and technology or systems failures. The Fund and BFA seek to reduce these operational risks through controls and procedures. However, these measures do not address every possible risk and may be inadequate to address significant operational risks.

Reliance on Trading Partners Risk. The Fund invests in a country whose economy is heavily dependent upon trading with key partners. Any reduction in this trading may have an adverse impact on the Fund's investments. Through its holdings of securities of certain issuers, the Fund is specifically exposed to **Asian Economic Risk** and **European Economic Risk**.

Securities Lending Risk. The Fund may engage in securities lending. Securities lending involves the risk that the Fund may lose money because the borrower of the loaned securities fails to return the securities in a timely manner or at all. The Fund could also lose money in the event of a decline in the value of collateral provided for loaned securities or a decline in the value of any investments made with cash collateral. These events could also trigger adverse tax consequences for the Fund.

Technology Companies Risk. Technology companies and companies that rely heavily on technological advances may have

limited product lines, markets, financial resources, supply chains and personnel. These companies typically face intense competition, potentially rapid product obsolescence and changes in product cycles and customer preferences. They may face unexpected risks and costs associated with technological developments, such as artificial intelligence and machine learning. Technology companies also depend heavily on intellectual property rights and may be adversely affected by the loss or impairment of those rights. Technology companies may face increased government scrutiny and may be subject to adverse government or legal action.

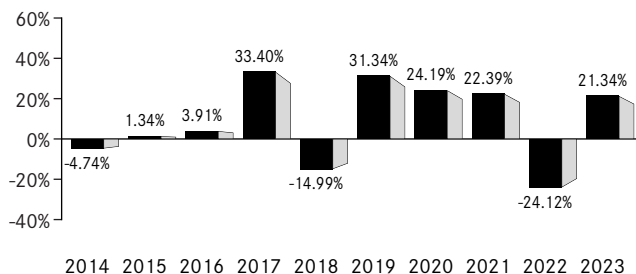
Tracking Error Risk. The Fund may be subject to "tracking error," which is the divergence of the Fund's performance from that of the Underlying Index. Tracking error may occur due to a number of factors, including differences between the securities and other assets held in the Fund's portfolio and those included in the Underlying Index; differences in the timing and methodologies used to value securities and other assets; transaction costs and other expenses incurred by the Fund that the Underlying Index does not incur; the Fund's holding of uninvested cash; differences in the timing of the accrual or the valuation of dividends or interest received by the Fund or distributions paid to Fund shareholders; tax gains or losses; the requirements for the Fund to maintain pass-through tax treatment; portfolio transactions carried out to minimize the distribution of capital gains to shareholders; the acceptance of custom baskets; changes to the Underlying Index; and impacts to the Fund of complying with certain regulatory requirements or limits. Tracking error risk may be heightened during times of increased market volatility or other unusual market conditions. A Fund that tracks an index with exposure to non-U.S. issuers may experience higher tracking error than ETFs that do not track such indexes.

Valuation Risk. The price that the Fund could receive upon the sale (or other disposition) of a security or other asset may differ from the Fund's valuation of the security or other asset, particularly for securities or other assets that trade in low volume or volatile markets or that are valued using a fair value methodology. The price received by the Fund also may differ from the value used by the Underlying Index. In addition, the value of the securities or other assets in the Fund's portfolio may change on days or during time periods when investors are not able to purchase or sell Fund shares. Authorized Participants that create or redeem Fund shares on days when the Fund is holding fair-valued securities or other assets may receive fewer or more shares, or lower or higher redemption proceeds, than they would have received had the securities or other assets not been fair valued or been valued using a different methodology. The ability to value investments may be impacted by technological issues or errors by pricing services or other third-party service providers.

Performance Information

The performance information below illustrates how the Fund's performance has varied over different periods and provides some indication of the risks of investing in the Fund. The bar chart shows how the performance of the Fund has varied from one calendar year to another over the periods shown. The table compares the Fund's performance to that of an appropriate broad-based securities market index and the Underlying Index. Fund returns assume the reinvestment of any dividends and distributions. The Fund's returns reflect the impact of any agreements to waive or reimburse expenses, which would reduce performance if not in effect. Past performance (before and after taxes) does not necessarily indicate how the Fund will perform in the future. Updated performance information, including the Fund's current NAV, may be obtained by visiting www.iShares.com or by calling 1-800-iShares (1-800-474-2737) (toll free).

Calendar Year-by-Year Returns



	<u>Return (%)</u>	<u>Period Ended</u>
Calendar Year-to-Date Return	15.42%	September 30, 2024
During the periods shown in the chart:		
Best Quarter	25.30%	June 30, 2020
Worst Quarter	-22.21%	March 31, 2020

Average Annual Total Returns (for the periods ended December 31, 2023)

	<u>One Year</u>	<u>Five Years</u>	<u>Ten Years</u>
(Inception Date: 3/12/1996)			
Return Before Taxes	21.34%	12.95%	7.65%
Return After Taxes on Distributions	21.17%	12.78%	7.46%
Return After Taxes on Distributions and Sale of Fund Shares	13.34%	10.61%	6.39%
MSCI ACWI ex USA Index¹ (Returns do not reflect deductions for fees, expenses or taxes)	15.62%	7.08%	3.83%
MSCI Netherlands IMI 25/50 Index² (Returns do not reflect deductions for fees, expenses or taxes)	22.46%	13.43%	7.98%

¹ The Fund has added this broad-based index in response to new regulatory requirements.

² Index returns through August 31, 2017 reflect the performance of the MSCI Netherlands IMI. Index returns beginning on September 1, 2017 reflect the performance of the MSCI Netherlands IMI 25/50 Index, which, effective as of September 1, 2017, replaced the MSCI Netherlands IMI as the Underlying Index of the Fund.

After-tax returns in the table above are calculated using the historical highest individual U.S. federal marginal income tax rates and do not reflect the impact of state or local taxes. Actual after-tax returns depend on an investor's tax situation and may differ from those shown, and after-tax returns shown are not relevant to tax-exempt investors or investors who hold shares through tax-deferred arrangements, such as 401(k) plans or individual retirement accounts ("IRAs"). Fund returns after taxes on distributions and sales of Fund shares are calculated assuming that an investor has sufficient capital gains of the same character from other investments to offset any capital losses from the sales of Fund shares. As a result, Fund returns after taxes on distributions and sales of Fund shares may exceed Fund returns before taxes and/or returns after taxes on distributions.

Management

Investment Adviser. BlackRock Fund Advisors.

Portfolio Managers. Jennifer Hsui, Greg Savage and Paul Whitehead (the “Portfolio Managers”) are primarily responsible for the day-to-day management of the Fund. Each Portfolio Manager supervises a portfolio management team. Ms. Hsui, Mr. Savage and Mr. Whitehead have been Portfolio Managers of the Fund since 2012, 2008 and 2022, respectively.

Purchase and Sale of Fund Shares

The Fund is an ETF. Individual shares of the Fund may only be bought and sold in the secondary market through a broker-dealer. Because ETF shares trade at market prices rather than at NAV, shares may trade at a price greater than NAV (a premium) or less than NAV (a discount). An investor may incur costs attributable to the difference between the highest price a buyer is willing to pay to purchase shares of the Fund (bid) and the lowest price a seller is willing to accept for shares of the Fund (ask) when buying or selling shares in the secondary market (the “bid-ask spread”).

Tax Information

The Fund intends to make distributions that may be taxable to you as ordinary income or capital gains, unless you are investing through a tax-deferred arrangement such as a 401(k) plan or an IRA, in which case, your distributions generally will be taxed when withdrawn.

Payments to Broker-Dealers and Other Financial Intermediaries

If you purchase shares of the Fund through a broker-dealer or other financial intermediary (such as a bank), BFA or other related companies may pay the intermediary for marketing activities and presentations, educational training programs, conferences, the development of technology platforms and reporting systems or other services related to the sale or promotion of the Fund. These payments may create a conflict of interest by influencing the broker-dealer or other intermediary and your salesperson to recommend the Fund over another investment. Ask your salesperson or visit your financial intermediary’s website for more information.

iSHARES[®] MSCI SPAIN ETF

Ticker: EWP

Stock Exchange: NYSE Arca

Investment Objective

The iShares MSCI Spain ETF (the “Fund”) seeks to track the investment results of an index composed of Spanish equities.

Fees and Expenses

The following table describes the fees and expenses that you will incur if you buy, hold and sell shares of the Fund. The investment advisory agreement between iShares, Inc. (the “Company”) and BlackRock Fund Advisors (“BFA”) (the “Investment Advisory Agreement”) provides that BFA will pay all operating expenses of the Fund, except: (i) the management fees, (ii) interest expenses, (iii) taxes, (iv) expenses incurred with respect to the acquisition and disposition of portfolio securities and the execution of portfolio transactions, including brokerage commissions, (v) distribution fees or expenses, and (vi) litigation expenses and any extraordinary expenses.

You may pay other fees, such as brokerage commissions and other fees to financial intermediaries, which are not reflected in the tables and examples below.

Annual Fund Operating Expenses (ongoing expenses that you pay each year as a percentage of the value of your investments) ¹			
<u>Management Fees</u>	<u>Distribution and Service (12b-1) Fees</u>	<u>Other Expenses²</u>	<u>Total Annual Fund Operating Expenses</u>
0.50%	None	0.00%	0.50%

¹ Operating expenses paid by BFA under the Investment Advisory Agreement exclude acquired fund fees and expenses, if any.

² The amount rounded to 0.00%.

Example. This Example is intended to help you compare the cost of owning shares of the Fund with the cost of investing in other funds. The Example assumes that you invest \$10,000 in the Fund for the time periods indicated and then sell all of your shares at the end of those periods. The Example also assumes that your investment has a 5% return each year and that the Fund’s operating expenses remain the same. Although your actual costs may be higher or lower, based on these assumptions, your costs would be:

<u>1 Year</u>	<u>3 Years</u>	<u>5 Years</u>	<u>10 Years</u>
\$51	\$160	\$280	\$628

Portfolio Turnover. The Fund may pay transaction costs, such as commissions, when it buys and sells securities (or “turns over” its portfolio). A higher portfolio turnover rate may indicate higher transaction costs and may result in higher taxes when Fund shares are held in a taxable account. These costs, which are not reflected in the Annual Fund Operating Expenses or in the Example, affect the Fund’s performance. During the most recent fiscal year, the Fund’s portfolio turnover rate was 15% of the average value of its portfolio.

Principal Investment Strategies

The Fund seeks to track the investment results of the MSCI Spain 25/50 Index (the “Underlying Index”), which is a free float-adjusted market capitalization-weighted index that is designed to measure the performance of the large- and mid-capitalization segments of the equity market in Spain. The Underlying Index is rebalanced quarterly using an optimization process that aims to minimize the constituent weight differences between the Underlying Index and the MSCI Spain Index (the “Parent Index”). The Underlying Index uses a capping methodology that limits the weight of any single “group entity” (constituents that MSCI determines have a control relationship) to a maximum of 25% of

the Underlying Index weight, and the sum of all group entities with a weight above 5% to an aggregate of 50% of the Underlying Index weight. A group entity is a group of companies that operate as an affiliated corporate group but may separately issue listed securities. To determine “group entities,” MSCI analyzes financial accounts of listed companies holding stakes of 20% or more in other listed companies to determine whether these stakes are controlling in nature. In certain cases, even in the absence of consolidated accounts, MSCI may also consider two companies as belonging to the same group entity where there is reasonable evidence of control based on other information. All group entities are reviewed on an annual basis. As of August 31, 2024, a significant portion of the Underlying Index is represented by securities of companies in the financials and utilities industries or sectors. The components of the Underlying Index are likely to change over time.

BFA uses an indexing approach to try to achieve the Fund’s investment objective. The Fund does not try to “beat” the index it tracks and does not seek temporary defensive positions when markets decline or appear overvalued.

Indexing may eliminate the chance that the Fund will substantially outperform the Underlying Index but also may reduce some of the

risks of active management, such as poor security selection. Indexing seeks to achieve lower costs and better after-tax performance by aiming to keep portfolio turnover low in comparison to actively managed investment companies.

BFA uses a representative sampling indexing strategy to manage the Fund. “Representative sampling” is an indexing strategy that involves investing in a representative sample of securities that collectively has an investment profile similar to that of an applicable underlying index. The securities selected are expected to have, in the aggregate, investment characteristics (based on factors such as market capitalization and industry weightings), fundamental characteristics (such as return variability and yield) and liquidity measures similar to those of an applicable underlying index. The Fund may or may not hold all of the securities in the Underlying Index.

The Fund generally will invest at least 80% of its assets in the component securities of its Underlying Index and in investments that have economic characteristics that are substantially identical to the component securities of its Underlying Index (*i.e.*, depositary receipts representing securities of the Underlying Index) and may invest up to 20% of its assets in certain futures, options and swap contracts, cash and cash equivalents, including shares of money market funds advised by BFA or its affiliates, as well as in securities not included in the Underlying Index, but which BFA believes will help the Fund track the Underlying Index. Cash and cash equivalent investments associated with a derivative position will be treated as part of that position for the purposes of calculating the percentage of investments included in the Underlying Index. The Fund seeks to track the investment results of the Underlying Index before fees and expenses of the Fund.

The Fund may lend securities representing up to one-third of the value of the Fund’s total assets (including the value of any collateral received).

The Underlying Index is sponsored by MSCI Inc. (the “Index Provider” or “MSCI”), which is independent of the Fund and BFA. The Index Provider determines the composition and relative weightings of the securities in the Underlying Index and publishes information regarding the market value of the Underlying Index.

Industry Concentration Policy. The Fund will concentrate its investments (*i.e.*, hold 25% or more of its total assets) in a particular industry or group of industries to approximately the same extent that the Underlying Index is concentrated. For purposes of this limitation, securities of the U.S. government (including its agencies and instrumentalities) and repurchase agreements collateralized by U.S. government securities are not considered to be issued by members of any industry.

Summary of Principal Risks

As with any investment, you could lose all or part of your investment in the Fund, and the Fund’s performance could trail that of other investments. The Fund is subject to certain risks, including the principal risks noted below, any of which may adversely affect the Fund’s net asset value per share (“NAV”), trading price, yield, total return and ability to meet its investment objective. Certain key risks are prioritized below (with others following in alphabetical order), but the relative significance of any

risk is difficult to predict and may change over time. You should review each risk factor carefully.

Risk of Investing in Spain. Investments in Spanish issuers will subject the Fund to legal, regulatory, political, currency, security, and economic risks specific to Spain. Spain’s economy has from time to time experienced significant financial market volatility and economic adversity due to concerns about economic downturn, political instability and government debt levels. Political tensions and social conflict have escalated recently as a result of a referendum by Catalonia for independence from Spain. The secessionist movement could have a negative impact on the Spanish economy and a destabilizing effect on the country.

Non-U.S. Securities Risk. Securities issued by non-U.S. issuers (including depositary receipts) are subject to different legal, regulatory, political, economic, and market risks than securities issued by U.S. issuers. These risks include greater market volatility, less market liquidity, higher transaction costs, expropriation, confiscatory taxation, adverse changes in foreign investment or currency control regulations, restrictions on the repatriation of capital, and political instability. Non-U.S. issuers may be subject to different accounting, audit and financial reporting standards than U.S. issuers, and there may be less publicly available information about non-U.S. issuers. Foreign market trading hours, different clearing and settlement procedures, and holiday schedules may limit the Fund’s ability to engage in portfolio transactions. To the extent that investments are made in a limited number of countries, events in those countries will have a more significant impact on the Fund. The Fund is specifically exposed to **European Economic Risk**.

Equity Securities Risk. Equity securities are subject to changes in value, and their values may be more volatile than those of other asset classes. The value of a security may decline for a number of reasons that may directly relate to the issuer as well as due to general industry or market conditions. Common stock is subordinated to preferred securities and debt in a company’s capital structure. Common stock has the lowest priority, and the greatest risk, with respect to dividends and any liquidation payments in the event of an issuer’s bankruptcy.

Market Risk. The Fund could lose money over short periods due to short-term market movements and over longer periods during more prolonged market downturns. Local, regional or global events such as war, acts of terrorism, pandemics or other public health issues, recessions, the prospect or occurrence of a sovereign default or other financial crisis, or other events could have a significant impact on the Fund and its investments and could result in increased premiums or discounts to the Fund’s NAV.

Index-Related Risk. The Index Provider may rely on various sources of information to assess the criteria of components of the Underlying Index, including information that may be based on assumptions and estimates. Neither the Fund nor BFA can offer assurances that the Index Provider’s methodology or sources of information will provide an accurate assessment of included components or will result in the Fund meeting its investment objective. Errors in index data, index computations or the construction of the Underlying Index in accordance with its methodology may occur, and the Index Provider may not identify or correct them promptly or at all, which may have an adverse

impact on the Fund and its shareholders. Unusual market conditions or other unforeseen circumstances (such as natural disasters, political unrest or war) may impact the Index Provider or a third-party data provider and could cause the Index Provider to postpone a scheduled rebalance. This could cause the Underlying Index to vary from its normal or expected composition.

Asset Class Risk. The securities and other assets in the Underlying Index or in the Fund's portfolio may underperform in comparison to financial markets generally, a particular financial market, another index, or other asset classes.

Authorized Participant Concentration Risk. An "Authorized Participant" is a member or participant of a clearing agency registered with the SEC, which has a written agreement with the Fund or one of its service providers that allows the Authorized Participant to place orders for the purchase and redemption of creation units ("Creation Units"). Only an Authorized Participant may engage in creation or redemption transactions directly with the Fund. There are a limited number of institutions that may act as Authorized Participants for the Fund, including on an agency basis on behalf of other market participants. No Authorized Participant is obligated to engage in creation or redemption transactions. To the extent that Authorized Participants exit the business or do not place creation or redemption orders for the Fund and no other Authorized Participant places orders, Fund shares are more likely to trade at a premium or discount to NAV and possibly face trading halts or delisting.

Concentration Risk. The Fund may be susceptible to an increased risk of loss, including losses due to adverse events that affect the Fund's investments more than the market as a whole, to the extent that the Fund's investments are concentrated in the securities or other assets of one or more issuers, countries or other geographic units, markets, industries, project types, or asset classes.

Currency Risk. Because the Fund's NAV is determined in U.S. dollars, the NAV could decline if the currency of the non-U.S. market in which the Fund invests depreciates against the U.S. dollar or if there are delays or limits on the repatriation of foreign currency. Currency exchange rates can be very volatile and can change quickly and unpredictably. As a result, the Fund's NAV may change quickly and without warning. In addition, the Fund may incur costs in connection with conversions between U.S. dollars and foreign currencies.

Cybersecurity Risk. Failures or breaches of the electronic systems of the Fund, its adviser, distributor, Index Provider, other service providers, counterparties, or issuers of assets in which the Fund invests may cause disruptions that negatively impact the Fund and its shareholders. While the Fund has established business continuity plans and risk management systems seeking to address system breaches or failures, there are inherent limitations in such plans and systems. The Fund cannot control the cybersecurity plans and systems of its service providers, counterparties, and other third parties whose activities affect the Fund. In addition, cyber incidents may adversely impact the issuers of securities in which the Fund invests, which may cause such investments to lose value.

Financial Companies Risk. Financial services companies are subject to extensive governmental regulation and intervention,

which may adversely affect their profitability, the scope of their activities, the prices they can charge, the amount of capital and liquid assets they must maintain and their size, among other things. Financial services companies also may be significantly affected by, among other things, interest rates, economic conditions, volatility in financial markets, credit rating downgrades, adverse public perception, exposure concentration and counterparty risk.

Issuer Risk. The performance of the Fund depends on the performance of individual securities or other assets to which the Fund has exposure. The value of securities or other assets may decline, or perform differently from the market as a whole, due to changes in the financial condition or credit rating of the issuer or counterparty.

Large-Capitalization Companies Risk. Large-capitalization companies may be less able than smaller-capitalization companies to adapt to changing market conditions and competitive challenges. Large-capitalization companies may be more mature and subject to more limited growth potential compared with smaller-capitalization companies. The performance of large-capitalization companies could trail the overall performance of the broader securities markets.

Management Risk. The Fund generally does not attempt to take defensive positions under any market conditions, including declining markets. As the Fund will not fully replicate the Underlying Index and may hold securities or other assets not included in the Underlying Index, it is subject to the risk that the investment strategy of BFA may not produce the intended results. There is no guarantee that the Fund's investment results will have a high degree of correlation to those of the Underlying Index or that the Fund will achieve its investment objective.

Market Trading Risk. The Fund faces numerous market trading risks, including the potential lack of an active market for Fund shares (including through a trading halt), losses from trading in secondary markets, periods of high volatility, and disruptions in the process of creating and redeeming Fund shares. Any of these factors, among others, may lead to the Fund's shares trading in the secondary market at a premium or discount to NAV or to the intraday value of the Fund's portfolio holdings. If you buy Fund shares at a time when the market price is at a premium to NAV or sell Fund shares at a time when the market price is at a discount to NAV, you may pay significantly more or receive significantly less than the underlying value of the Fund shares.

Mid-Capitalization Companies Risk. Compared to large-capitalization companies, mid-capitalization companies may be less stable and more susceptible to adverse developments. The securities of mid-capitalization companies may be more volatile and less liquid than those of large-capitalization companies. As a result, the Fund's share price may be more volatile than that of a fund with a greater investment in large-capitalization stocks.

National Closed Market Trading Risk. To the extent that securities or other assets held by the Fund trade on foreign exchanges or in foreign markets that may be closed when the securities exchange on which the Fund's shares trade is open, there are likely to be deviations between such asset's current price and its last quoted price (*i.e.*, the quote from the closed foreign market to the Fund). The impact of a closed foreign

market on the Fund is likely to be greater where a large portion of the Fund's holdings trade on a closed foreign market or when a foreign market is closed for unscheduled reasons. These deviations could result in premiums or discounts to the Fund's NAV that may be greater than those experienced by other funds.

Non-Diversification Risk. The Fund is classified as "non-diversified." This means that, compared with funds that are classified as "diversified," the Fund may invest a greater percentage of its assets in securities or other instruments representing a small number of issuers or counterparties and thus may be more susceptible to the risks associated with these particular issuers or counterparties. As a result, the Fund's performance may depend to a greater extent on the performance of a small number of issuers or counterparties, which may lead to more volatility in the Fund's NAV.

Operational Risk. The Fund is exposed to operational risks arising from a number of factors, including, but not limited to, human error, processing and communication errors, errors of the Fund's service providers, counterparties or other third parties, failed or inadequate processes and technology or systems failures. The Fund and BFA seek to reduce these operational risks through controls and procedures. However, these measures do not address every possible risk and may be inadequate to address significant operational risks.

Reliance on Trading Partners Risk. The Fund invests in a country whose economy is heavily dependent upon trading with key partners. Any reduction in this trading may have an adverse impact on the Fund's investments. Through its holdings of securities of certain issuers, the Fund is specifically exposed to **European Economic Risk.**

Securities Lending Risk. The Fund may engage in securities lending. Securities lending involves the risk that the Fund may lose money because the borrower of the loaned securities fails to return the securities in a timely manner or at all. The Fund could also lose money in the event of a decline in the value of collateral provided for loaned securities or a decline in the value of any investments made with cash collateral. These events could also trigger adverse tax consequences for the Fund.

Tracking Error Risk. The Fund may be subject to "tracking error," which is the divergence of the Fund's performance from that of the Underlying Index. Tracking error may occur due to a number of factors, including differences between the securities and other

assets held in the Fund's portfolio and those included in the Underlying Index; differences in the timing and methodologies used to value securities and other assets; transaction costs and other expenses incurred by the Fund that the Underlying Index does not incur; the Fund's holding of uninvested cash; differences in the timing of the accrual or the valuation of dividends or interest received by the Fund or distributions paid to Fund shareholders; tax gains or losses; the requirements for the Fund to maintain pass-through tax treatment; portfolio transactions carried out to minimize the distribution of capital gains to shareholders; the acceptance of custom baskets; changes to the Underlying Index; and impacts to the Fund of complying with certain regulatory requirements or limits. Tracking error risk may be heightened during times of increased market volatility or other unusual market conditions. A Fund that tracks an index with exposure to non-U.S. issuers may experience higher tracking error than ETFs that do not track such indexes.

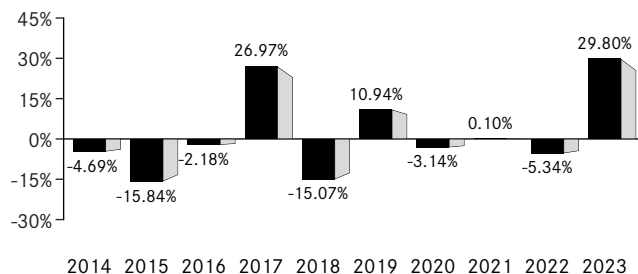
Utility Companies Risk. The utilities sector is generally subject to significant government regulation and oversight, including restrictions on rates as well as environmental and other regulations. Utility companies also may face risks related to, among other things, natural disasters, cyber or other attacks, capital project funding, energy price volatility and increased competition.

Valuation Risk. The price that the Fund could receive upon the sale (or other disposition) of a security or other asset may differ from the Fund's valuation of the security or other asset, particularly for securities or other assets that trade in low volume or volatile markets or that are valued using a fair value methodology. The price received by the Fund also may differ from the value used by the Underlying Index. In addition, the value of the securities or other assets in the Fund's portfolio may change on days or during time periods when investors are not able to purchase or sell Fund shares. Authorized Participants that create or redeem Fund shares on days when the Fund is holding fair-valued securities or other assets may receive fewer or more shares, or lower or higher redemption proceeds, than they would have received had the securities or other assets not been fair valued or been valued using a different methodology. The ability to value investments may be impacted by technological issues or errors by pricing services or other third-party service providers.

Performance Information

The performance information below illustrates how the Fund's performance has varied over different periods and provides some indication of the risks of investing in the Fund. The bar chart shows how the performance of the Fund has varied from one calendar year to another over the periods shown. The table compares the Fund's performance to that of an appropriate broad-based securities market index and the Underlying Index. Fund returns assume the reinvestment of any dividends and distributions. The Fund's returns reflect the impact of any agreements to waive or reimburse expenses, which would reduce performance if not in effect. Past performance (before and after taxes) does not necessarily indicate how the Fund will perform in the future. Updated performance information, including the Fund's current NAV, may be obtained by visiting www.iShares.com or by calling 1-800-iShares (1-800-474-2737) (toll free).

Calendar Year-by-Year Returns



	<u>Return (%)</u>	<u>Period Ended</u>
Calendar Year-to-Date Return	17.42%	September 30, 2024
During the periods shown in the chart:		
Best Quarter	26.54%	December 31, 2020
Worst Quarter	-29.08%	March 31, 2020

Average Annual Total Returns (for the periods ended December 31, 2023)

	<u>One Year</u>	<u>Five Years</u>	<u>Ten Years</u>
(Inception Date: 3/12/1996)			
Return Before Taxes	29.80%	5.74%	1.12%
Return After Taxes on Distributions	29.30%	5.20%	0.57%
Return After Taxes on Distributions and Sale of Fund Shares	18.56%	4.61%	0.99%
MSCI ACWI ex USA Index¹ (Returns do not reflect deductions for fees, expenses or taxes)	15.62%	7.08%	3.83%
MSCI Spain 25/50 Index (Returns do not reflect deductions for fees, expenses or taxes)	30.41%	6.02%	1.52%

¹ The Fund has added this broad-based index in response to new regulatory requirements.

After-tax returns in the table above are calculated using the historical highest individual U.S. federal marginal income tax rates and do not reflect the impact of state or local taxes. Actual after-tax returns depend on an investor's tax situation and may differ from those shown, and after-tax returns shown are not relevant to tax-exempt investors or investors who hold shares through tax-deferred arrangements, such as 401(k) plans or individual retirement accounts ("IRAs"). Fund returns after taxes on distributions and sales of Fund shares are calculated assuming that an investor has sufficient capital gains of the same character from other investments to offset any capital losses from the sales of Fund shares. As a result, Fund returns after taxes on distributions and sales of Fund shares may exceed Fund returns before taxes and/or returns after taxes on distributions.

Management

Investment Adviser. BlackRock Fund Advisors.

Portfolio Managers. Jennifer Hsui, Greg Savage and Paul Whitehead (the “Portfolio Managers”) are primarily responsible for the day-to-day management of the Fund. Each Portfolio Manager supervises a portfolio management team. Ms. Hsui, Mr. Savage and Mr. Whitehead have been Portfolio Managers of the Fund since 2012, 2008 and 2022, respectively.

Purchase and Sale of Fund Shares

The Fund is an ETF. Individual shares of the Fund may only be bought and sold in the secondary market through a broker-dealer. Because ETF shares trade at market prices rather than at NAV, shares may trade at a price greater than NAV (a premium) or less than NAV (a discount). An investor may incur costs attributable to the difference between the highest price a buyer is willing to pay to purchase shares of the Fund (bid) and the lowest price a seller is willing to accept for shares of the Fund (ask) when buying or selling shares in the secondary market (the “bid-ask spread”).

Tax Information

The Fund intends to make distributions that may be taxable to you as ordinary income or capital gains, unless you are investing through a tax-deferred arrangement such as a 401(k) plan or an IRA, in which case, your distributions generally will be taxed when withdrawn.

Payments to Broker-Dealers and Other Financial Intermediaries

If you purchase shares of the Fund through a broker-dealer or other financial intermediary (such as a bank), BFA or other related companies may pay the intermediary for marketing activities and presentations, educational training programs, conferences, the development of technology platforms and reporting systems or other services related to the sale or promotion of the Fund. These payments may create a conflict of interest by influencing the broker-dealer or other intermediary and your salesperson to recommend the Fund over another investment. Ask your salesperson or visit your financial intermediary’s website for more information.

iSHARES[®] MSCI SWEDEN ETF

Ticker: EWD

Stock Exchange: NYSE Arca

Investment Objective

The iShares MSCI Sweden ETF (the “Fund”) seeks to track the investment results of an index composed of Swedish equities.

Fees and Expenses

The following table describes the fees and expenses that you will incur if you buy, hold and sell shares of the Fund. The investment advisory agreement between iShares, Inc. (the “Company”) and BlackRock Fund Advisors (“BFA”) (the “Investment Advisory Agreement”) provides that BFA will pay all operating expenses of the Fund, except: (i) the management fees, (ii) interest expenses, (iii) taxes, (iv) expenses incurred with respect to the acquisition and disposition of portfolio securities and the execution of portfolio transactions, including brokerage commissions, (v) distribution fees or expenses, and (vi) litigation expenses and any extraordinary expenses.

You may pay other fees, such as brokerage commissions and other fees to financial intermediaries, which are not reflected in the tables and examples below.

Annual Fund Operating Expenses (ongoing expenses that you pay each year as a percentage of the value of your investments) ¹			
<u>Management Fees</u>	<u>Distribution and Service (12b-1) Fees</u>	<u>Other Expenses</u>	<u>Total Annual Fund Operating Expenses</u>
0.50%	None	0.04%	0.54%

¹ Operating expenses paid by BFA under the Investment Advisory Agreement exclude acquired fund fees and expenses, if any.

Example. This Example is intended to help you compare the cost of owning shares of the Fund with the cost of investing in other funds. The Example assumes that you invest \$10,000 in the Fund for the time periods indicated and then sell all of your shares at the end of those periods. The Example also assumes that your investment has a 5% return each year and that the Fund’s operating expenses remain the same. Although your actual costs may be higher or lower, based on these assumptions, your costs would be:

<u>1 Year</u>	<u>3 Years</u>	<u>5 Years</u>	<u>10 Years</u>
\$55	\$173	\$302	\$677

Portfolio Turnover. The Fund may pay transaction costs, such as commissions, when it buys and sells securities (or “turns over” its portfolio). A higher portfolio turnover rate may indicate higher transaction costs and may result in higher taxes when Fund shares are held in a taxable account. These costs, which are not reflected in the Annual Fund Operating Expenses or in the Example, affect the Fund’s performance. During the most recent fiscal year, the Fund’s portfolio turnover rate was 16% of the average value of its portfolio.

Principal Investment Strategies

The Fund seeks to track the investment results of the MSCI Sweden 25/50 Index (the “Underlying Index”), which is a free float-adjusted market capitalization-weighted index that is designed to measure the performance of the large- and mid-capitalization segments of the equity market in Sweden. The Underlying Index is rebalanced quarterly using an optimization process that aims to minimize the constituent weight differences between the Underlying Index and the MSCI Sweden Index (the “Parent Index”). The Underlying Index uses a capping methodology that limits the weight of any single “group entity” (constituents that MSCI determines have a control relationship)

to a maximum of 25% of the Underlying Index weight, and the sum of all group entities with a weight above 5% to an aggregate of 50% of the Underlying Index weight. A group entity is a group of companies that operate as an affiliated corporate group but may separately issue listed securities. To determine “group entities,” MSCI analyzes financial accounts of listed companies holding stakes of 20% or more in other listed companies to determine whether these stakes are controlling in nature. In certain cases, even in the absence of consolidated accounts, MSCI may also consider two companies as belonging to the same group entity where there is reasonable evidence of control based on other information. All group entities are reviewed on an annual basis. As of August 31, 2024, a significant portion of the Underlying Index is represented by securities of companies in the financials and industrials industries or sectors. The components of the Underlying Index are likely to change over time.

BFA uses an indexing approach to try to achieve the Fund’s investment objective. The Fund does not try to “beat” the index it tracks and does not seek temporary defensive positions when markets decline or appear overvalued.

Indexing may eliminate the chance that the Fund will substantially outperform the Underlying Index but also may reduce some of the

risks of active management, such as poor security selection. Indexing seeks to achieve lower costs and better after-tax performance by aiming to keep portfolio turnover low in comparison to actively managed investment companies.

BFA uses a representative sampling indexing strategy to manage the Fund. “Representative sampling” is an indexing strategy that involves investing in a representative sample of securities that collectively has an investment profile similar to that of an applicable underlying index. The securities selected are expected to have, in the aggregate, investment characteristics (based on factors such as market capitalization and industry weightings), fundamental characteristics (such as return variability and yield) and liquidity measures similar to those of an applicable underlying index. The Fund may or may not hold all of the securities in the Underlying Index.

The Fund generally will invest at least 80% of its assets in the component securities of its Underlying Index and in investments that have economic characteristics that are substantially identical to the component securities of its Underlying Index (*i.e.*, depositary receipts representing securities of the Underlying Index) and may invest up to 20% of its assets in certain futures, options and swap contracts, cash and cash equivalents, including shares of money market funds advised by BFA or its affiliates, as well as in securities not included in the Underlying Index, but which BFA believes will help the Fund track the Underlying Index. Cash and cash equivalent investments associated with a derivative position will be treated as part of that position for the purposes of calculating the percentage of investments included in the Underlying Index. The Fund seeks to track the investment results of the Underlying Index before fees and expenses of the Fund.

The Fund may lend securities representing up to one-third of the value of the Fund’s total assets (including the value of any collateral received).

The Underlying Index is sponsored by MSCI Inc. (the “Index Provider” or “MSCI”), which is independent of the Fund and BFA. The Index Provider determines the composition and relative weightings of the securities in the Underlying Index and publishes information regarding the market value of the Underlying Index.

Industry Concentration Policy. The Fund will concentrate its investments (*i.e.*, hold 25% or more of its total assets) in a particular industry or group of industries to approximately the same extent that the Underlying Index is concentrated. For purposes of this limitation, securities of the U.S. government (including its agencies and instrumentalities) and repurchase agreements collateralized by U.S. government securities are not considered to be issued by members of any industry.

Summary of Principal Risks

As with any investment, you could lose all or part of your investment in the Fund, and the Fund’s performance could trail that of other investments. The Fund is subject to certain risks, including the principal risks noted below, any of which may adversely affect the Fund’s net asset value per share (“NAV”), trading price, yield, total return and ability to meet its investment objective. Certain key risks are prioritized below (with others following in alphabetical order), but the relative significance of any

risk is difficult to predict and may change over time. You should review each risk factor carefully.

Risk of Investing in Sweden. Investments in Swedish issuers will subject the Fund to legal, regulatory, political, currency, security and economic risks specific to Sweden. Sweden has a highly developed welfare system and the level of union membership in Sweden is substantial. These factors can negatively impact the Swedish economy by causing increased government spending, higher production costs and lower productivity, among other things.

Non-U.S. Securities Risk. Securities issued by non-U.S. issuers (including depositary receipts) are subject to different legal, regulatory, political, economic, and market risks than securities issued by U.S. issuers. These risks include greater market volatility, less market liquidity, higher transaction costs, expropriation, confiscatory taxation, adverse changes in foreign investment or currency control regulations, restrictions on the repatriation of capital, and political instability. Non-U.S. issuers may be subject to different accounting, audit and financial reporting standards than U.S. issuers, and there may be less publicly available information about non-U.S. issuers. Foreign market trading hours, different clearing and settlement procedures, and holiday schedules may limit the Fund’s ability to engage in portfolio transactions. To the extent that investments are made in a limited number of countries, events in those countries will have a more significant impact on the Fund. The Fund is specifically exposed to **European Economic Risk**.

Equity Securities Risk. Equity securities are subject to changes in value, and their values may be more volatile than those of other asset classes. The value of a security may decline for a number of reasons that may directly relate to the issuer as well as due to general industry or market conditions. Common stock is subordinated to preferred securities and debt in a company’s capital structure. Common stock has the lowest priority, and the greatest risk, with respect to dividends and any liquidation payments in the event of an issuer’s bankruptcy.

Market Risk. The Fund could lose money over short periods due to short-term market movements and over longer periods during more prolonged market downturns. Local, regional or global events such as war, acts of terrorism, pandemics or other public health issues, recessions, the prospect or occurrence of a sovereign default or other financial crisis, or other events could have a significant impact on the Fund and its investments and could result in increased premiums or discounts to the Fund’s NAV.

Index-Related Risk. The Index Provider may rely on various sources of information to assess the criteria of components of the Underlying Index, including information that may be based on assumptions and estimates. Neither the Fund nor BFA can offer assurances that the Index Provider’s methodology or sources of information will provide an accurate assessment of included components or will result in the Fund meeting its investment objective. Errors in index data, index computations or the construction of the Underlying Index in accordance with its methodology may occur, and the Index Provider may not identify or correct them promptly or at all, which may have an adverse impact on the Fund and its shareholders. Unusual market conditions or other unforeseen circumstances (such as natural

disasters, political unrest or war) may impact the Index Provider or a third-party data provider and could cause the Index Provider to postpone a scheduled rebalance. This could cause the Underlying Index to vary from its normal or expected composition.

Asset Class Risk. The securities and other assets in the Underlying Index or in the Fund's portfolio may underperform in comparison to financial markets generally, a particular financial market, another index, or other asset classes.

Authorized Participant Concentration Risk. An "Authorized Participant" is a member or participant of a clearing agency registered with the SEC, which has a written agreement with the Fund or one of its service providers that allows the Authorized Participant to place orders for the purchase and redemption of creation units ("Creation Units"). Only an Authorized Participant may engage in creation or redemption transactions directly with the Fund. There are a limited number of institutions that may act as Authorized Participants for the Fund, including on an agency basis on behalf of other market participants. No Authorized Participant is obligated to engage in creation or redemption transactions. To the extent that Authorized Participants exit the business or do not place creation or redemption orders for the Fund and no other Authorized Participant places orders, Fund shares are more likely to trade at a premium or discount to NAV and possibly face trading halts or delisting.

Commodity Risk. The Fund invests in Swedish issuers that are susceptible to fluctuations in certain commodity markets and to price changes due to trade relations. Any negative changes in commodity markets that may be due to changes in supply and demand for commodities, market events, war, regulatory developments, other catastrophic events, or other factors that the Fund cannot control could have an adverse impact on the Swedish economy.

Concentration Risk. The Fund may be susceptible to an increased risk of loss, including losses due to adverse events that affect the Fund's investments more than the market as a whole, to the extent that the Fund's investments are concentrated in the securities or other assets of one or more issuers, countries or other geographic units, markets, industries, project types, or asset classes.

Currency Risk. Because the Fund's NAV is determined in U.S. dollars, the NAV could decline if the currency of the non-U.S. market in which the Fund invests depreciates against the U.S. dollar or if there are delays or limits on the repatriation of foreign currency. Currency exchange rates can be very volatile and can change quickly and unpredictably. As a result, the Fund's NAV may change quickly and without warning. In addition, the Fund may incur costs in connection with conversions between U.S. dollars and foreign currencies.

Cybersecurity Risk. Failures or breaches of the electronic systems of the Fund, its adviser, distributor, Index Provider, other service providers, counterparties, or issuers of assets in which the Fund invests may cause disruptions that negatively impact the Fund and its shareholders. While the Fund has established business continuity plans and risk management systems seeking to address system breaches or failures, there are inherent limitations in such plans and systems. The Fund cannot control the cybersecurity plans and systems of its service providers,

counterparties, and other third parties whose activities affect the Fund. In addition, cyber incidents may adversely impact the issuers of securities in which the Fund invests, which may cause such investments to lose value.

Financial Companies Risk. Financial services companies are subject to extensive governmental regulation and intervention, which may adversely affect their profitability, the scope of their activities, the prices they can charge, the amount of capital and liquid assets they must maintain and their size, among other things. Financial services companies also may be significantly affected by, among other things, interest rates, economic conditions, volatility in financial markets, credit rating downgrades, adverse public perception, exposure concentration and counterparty risk.

Industrial Companies Risk. Industrial companies face a number of risks, including supply chain and distribution disruptions, business interruptions, product obsolescence, third-party vendor risks, cyber attacks, trade disputes, product recalls, liability claims, scarcity of materials or parts, excess capacity, changes in consumer preferences, and volatility in commodity prices and currencies. The performance of such companies may also be affected by technological developments, labor relations, legislative and regulatory changes, government spending policies, and changes in domestic and international economies.

Issuer Risk. The performance of the Fund depends on the performance of individual securities or other assets to which the Fund has exposure. The value of securities or other assets may decline, or perform differently from the market as a whole, due to changes in the financial condition or credit rating of the issuer or counterparty.

Large-Capitalization Companies Risk. Large-capitalization companies may be less able than smaller-capitalization companies to adapt to changing market conditions and competitive challenges. Large-capitalization companies may be more mature and subject to more limited growth potential compared with smaller-capitalization companies. The performance of large-capitalization companies could trail the overall performance of the broader securities markets.

Management Risk. The Fund generally does not attempt to take defensive positions under any market conditions, including declining markets. As the Fund will not fully replicate the Underlying Index and may hold securities or other assets not included in the Underlying Index, it is subject to the risk that the investment strategy of BFA may not produce the intended results. There is no guarantee that the Fund's investment results will have a high degree of correlation to those of the Underlying Index or that the Fund will achieve its investment objective.

Market Trading Risk. The Fund faces numerous market trading risks, including the potential lack of an active market for Fund shares (including through a trading halt), losses from trading in secondary markets, periods of high volatility, and disruptions in the process of creating and redeeming Fund shares. Any of these factors, among others, may lead to the Fund's shares trading in the secondary market at a premium or discount to NAV or to the intraday value of the Fund's portfolio holdings. If you buy Fund shares at a time when the market price is at a premium to NAV or sell Fund shares at a time when the market price is at a discount

to NAV, you may pay significantly more or receive significantly less than the underlying value of the Fund shares.

Mid-Capitalization Companies Risk. Compared to large-capitalization companies, mid-capitalization companies may be less stable and more susceptible to adverse developments. The securities of mid-capitalization companies may be more volatile and less liquid than those of large-capitalization companies. As a result, the Fund's share price may be more volatile than that of a fund with a greater investment in large-capitalization stocks.

National Closed Market Trading Risk. To the extent that securities or other assets held by the Fund trade on foreign exchanges or in foreign markets that may be closed when the securities exchange on which the Fund's shares trade is open, there are likely to be deviations between such asset's current price and its last quoted price (*i.e.*, the quote from the closed foreign market to the Fund). The impact of a closed foreign market on the Fund is likely to be greater where a large portion of the Fund's holdings trade on a closed foreign market or when a foreign market is closed for unscheduled reasons. These deviations could result in premiums or discounts to the Fund's NAV that may be greater than those experienced by other funds.

Non-Diversification Risk. The Fund is classified as "non-diversified." This means that, compared with funds that are classified as "diversified," the Fund may invest a greater percentage of its assets in securities or other instruments representing a small number of issuers or counterparties and thus may be more susceptible to the risks associated with these particular issuers or counterparties. As a result, the Fund's performance may depend to a greater extent on the performance of a small number of issuers or counterparties, which may lead to more volatility in the Fund's NAV.

Operational Risk. The Fund is exposed to operational risks arising from a number of factors, including, but not limited to, human error, processing and communication errors, errors of the Fund's service providers, counterparties or other third parties, failed or inadequate processes and technology or systems failures. The Fund and BFA seek to reduce these operational risks through controls and procedures. However, these measures do not address every possible risk and may be inadequate to address significant operational risks.

Reliance on Trading Partners Risk. The Fund invests in a country whose economy is heavily dependent upon trading with key partners. Any reduction in this trading may have an adverse impact on the Fund's investments. Through its holdings of securities of certain issuers, the Fund is specifically exposed to **European Economic Risk** and **U.S. Economic Risk**.

Securities Lending Risk. The Fund may engage in securities lending. Securities lending involves the risk that the Fund may lose money because the borrower of the loaned securities fails to return the securities in a timely manner or at all. The Fund could also lose money in the event of a decline in the value of collateral provided for loaned securities or a decline in the value of any investments made with cash collateral. These events could also trigger adverse tax consequences for the Fund.

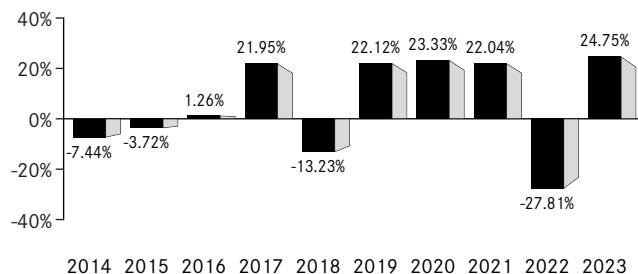
Tracking Error Risk. The Fund may be subject to "tracking error," which is the divergence of the Fund's performance from that of the Underlying Index. Tracking error may occur due to a number of factors, including differences between the securities and other assets held in the Fund's portfolio and those included in the Underlying Index; differences in the timing and methodologies used to value securities and other assets; transaction costs and other expenses incurred by the Fund that the Underlying Index does not incur; the Fund's holding of uninvested cash; differences in the timing of the accrual or the valuation of dividends or interest received by the Fund or distributions paid to Fund shareholders; tax gains or losses; the requirements for the Fund to maintain pass-through tax treatment; portfolio transactions carried out to minimize the distribution of capital gains to shareholders; the acceptance of custom baskets; changes to the Underlying Index; and impacts to the Fund of complying with certain regulatory requirements or limits. Tracking error risk may be heightened during times of increased market volatility or other unusual market conditions. A Fund that tracks an index with exposure to non-U.S. issuers may experience higher tracking error than ETFs that do not track such indexes.

Valuation Risk. The price that the Fund could receive upon the sale (or other disposition) of a security or other asset may differ from the Fund's valuation of the security or other asset, particularly for securities or other assets that trade in low volume or volatile markets or that are valued using a fair value methodology. The price received by the Fund also may differ from the value used by the Underlying Index. In addition, the value of the securities or other assets in the Fund's portfolio may change on days or during time periods when investors are not able to purchase or sell Fund shares. Authorized Participants that create or redeem Fund shares on days when the Fund is holding fair-valued securities or other assets may receive fewer or more shares, or lower or higher redemption proceeds, than they would have received had the securities or other assets not been fair valued or been valued using a different methodology. The ability to value investments may be impacted by technological issues or errors by pricing services or other third-party service providers.

Performance Information

The performance information below illustrates how the Fund's performance has varied over different periods and provides some indication of the risks of investing in the Fund. The bar chart shows how the performance of the Fund has varied from one calendar year to another over the periods shown. The table compares the Fund's performance to that of an appropriate broad-based securities market index and the Underlying Index. Fund returns assume the reinvestment of any dividends and distributions. The Fund's returns reflect the impact of any agreements to waive or reimburse expenses, which would reduce performance if not in effect. Past performance (before and after taxes) does not necessarily indicate how the Fund will perform in the future. Updated performance information, including the Fund's current NAV, may be obtained by visiting www.iShares.com or by calling 1-800-iShares (1-800-474-2737) (toll free).

Calendar Year-by-Year Returns



	<u>Return (%)</u>	<u>Period Ended</u>
Calendar Year-to-Date Return	11.99%	September 30, 2024
During the periods shown in the chart:		
Best Quarter	22.37%	December 31, 2023
Worst Quarter	-21.51%	March 31, 2020

Average Annual Total Returns (for the periods ended December 31, 2023)

	<u>One Year</u>	<u>Five Years</u>	<u>Ten Years</u>
(Inception Date: 3/12/1996)			
Return Before Taxes	24.75%	10.60%	4.68%
Return After Taxes on Distributions	24.04%	9.65%	3.80%
Return After Taxes on Distributions and Sale of Fund Shares	15.15%	8.27%	3.54%
MSCI ACWI ex USA Index¹ (Returns do not reflect deductions for fees, expenses or taxes)	15.62%	7.08%	3.83%
MSCI Sweden 25/50 Index² (Returns do not reflect deductions for fees, expenses or taxes)	24.14%	10.09%	4.11%

¹ The Fund has added this broad-based index in response to new regulatory requirements.

² Index returns through November 30, 2016 reflect the performance of the MSCI Sweden Index. Index returns beginning on December 1, 2016 reflect the performance of the MSCI Sweden 25/50 Index, which, effective as of December 1, 2016, replaced the MSCI Sweden Index as the Underlying Index of the Fund.

After-tax returns in the table above are calculated using the historical highest individual U.S. federal marginal income tax rates and do not reflect the impact of state or local taxes. Actual after-tax returns depend on an investor's tax situation and may differ from those shown, and after-tax returns shown are not relevant to tax-exempt investors or investors who hold shares through tax-deferred arrangements, such as 401(k) plans or individual retirement accounts ("IRAs"). Fund returns after taxes on distributions and sales of Fund shares are calculated assuming that an investor has sufficient capital gains of the same character from other investments to offset any capital losses from the sales of Fund shares. As a result, Fund returns after taxes on distributions and sales of Fund shares may exceed Fund returns before taxes and/or returns after taxes on distributions.

Management

Investment Adviser. BlackRock Fund Advisors.

Portfolio Managers. Jennifer Hsui, Greg Savage and Paul Whitehead (the “Portfolio Managers”) are primarily responsible for the day-to-day management of the Fund. Each Portfolio Manager supervises a portfolio management team. Ms. Hsui, Mr. Savage and Mr. Whitehead have been Portfolio Managers of the Fund since 2012, 2008 and 2022, respectively.

Purchase and Sale of Fund Shares

The Fund is an ETF. Individual shares of the Fund may only be bought and sold in the secondary market through a broker-dealer. Because ETF shares trade at market prices rather than at NAV, shares may trade at a price greater than NAV (a premium) or less than NAV (a discount). An investor may incur costs attributable to the difference between the highest price a buyer is willing to pay to purchase shares of the Fund (bid) and the lowest price a seller is willing to accept for shares of the Fund (ask) when buying or selling shares in the secondary market (the “bid-ask spread”).

Tax Information

The Fund intends to make distributions that may be taxable to you as ordinary income or capital gains, unless you are investing through a tax-deferred arrangement such as a 401(k) plan or an IRA, in which case, your distributions generally will be taxed when withdrawn.

Payments to Broker-Dealers and Other Financial Intermediaries

If you purchase shares of the Fund through a broker-dealer or other financial intermediary (such as a bank), BFA or other related companies may pay the intermediary for marketing activities and presentations, educational training programs, conferences, the development of technology platforms and reporting systems or other services related to the sale or promotion of the Fund. These payments may create a conflict of interest by influencing the broker-dealer or other intermediary and your salesperson to recommend the Fund over another investment. Ask your salesperson or visit your financial intermediary’s website for more information.

iSHARES[®] MSCI SWITZERLAND ETF

Ticker: EWL

Stock Exchange: NYSE Arca

Investment Objective

The iShares MSCI Switzerland ETF (the “Fund”) seeks to track the investment results of an index composed of Swiss equities.

Fees and Expenses

The following table describes the fees and expenses that you will incur if you buy, hold and sell shares of the Fund. The investment advisory agreement between iShares, Inc. (the “Company”) and BlackRock Fund Advisors (“BFA”) (the “Investment Advisory Agreement”) provides that BFA will pay all operating expenses of the Fund, except: (i) the management fees, (ii) interest expenses, (iii) taxes, (iv) expenses incurred with respect to the acquisition and disposition of portfolio securities and the execution of portfolio transactions, including brokerage commissions, (v) distribution fees or expenses, and (vi) litigation expenses and any extraordinary expenses.

You may pay other fees, such as brokerage commissions and other fees to financial intermediaries, which are not reflected in the tables and examples below.

Annual Fund Operating Expenses (ongoing expenses that you pay each year as a percentage of the value of your investments) ¹			
<u>Management Fees</u>	<u>Distribution and Service (12b-1) Fees</u>	<u>Other Expenses²</u>	<u>Total Annual Fund Operating Expenses</u>
0.50%	None	0.00%	0.50%

¹ Operating expenses paid by BFA under the Investment Advisory Agreement exclude acquired fund fees and expenses, if any.

² The amount rounded to 0.00%.

Example. This Example is intended to help you compare the cost of owning shares of the Fund with the cost of investing in other funds. The Example assumes that you invest \$10,000 in the Fund for the time periods indicated and then sell all of your shares at the end of those periods. The Example also assumes that your investment has a 5% return each year and that the Fund’s operating expenses remain the same. Although your actual costs may be higher or lower, based on these assumptions, your costs would be:

<u>1 Year</u>	<u>3 Years</u>	<u>5 Years</u>	<u>10 Years</u>
\$51	\$160	\$280	\$628

Portfolio Turnover. The Fund may pay transaction costs, such as commissions, when it buys and sells securities (or “turns over” its portfolio). A higher portfolio turnover rate may indicate higher transaction costs and may result in higher taxes when Fund shares are held in a taxable account. These costs, which are not reflected in the Annual Fund Operating Expenses or in the Example, affect the Fund’s performance. During the most recent fiscal year, the Fund’s portfolio turnover rate was 6% of the average value of its portfolio.

Principal Investment Strategies

The Fund seeks to track the investment results of the MSCI Switzerland 25/50 Index (the “Underlying Index”), which is a free float-adjusted market capitalization-weighted index that is designed to measure the performance of the large- and mid-capitalization segments of the equity market in Switzerland. The Underlying Index is rebalanced quarterly using an optimization process that aims to minimize the constituent weight differences between the Underlying Index and the MSCI Switzerland Index (the “Parent Index”). The Underlying Index uses a capping methodology that limits the weight of any single “group entity” (constituents that MSCI determines have a control relationship)

to a maximum of 25% of the Underlying Index weight, and the sum of all group entities with a weight above 5% to an aggregate of 50% of the Underlying Index weight. A group entity is a group of companies that operate as an affiliated corporate group but may separately issue listed securities. To determine “group entities,” MSCI analyzes financial accounts of listed companies holding stakes of 20% or more in other listed companies to determine whether these stakes are controlling in nature. In certain cases, even in the absence of consolidated accounts, MSCI may also consider two companies as belonging to the same group entity where there is reasonable evidence of control based on other information. All group entities are reviewed on an annual basis. As of August 31, 2024, a significant portion of the Underlying Index is represented by securities of companies in the consumer staples, financials and healthcare industries or sectors. The components of the Underlying Index are likely to change over time.

BFA uses an indexing approach to try to achieve the Fund’s investment objective. The Fund does not try to “beat” the index it tracks and does not seek temporary defensive positions when markets decline or appear overvalued.

Indexing may eliminate the chance that the Fund will substantially outperform the Underlying Index but also may reduce some of the

risks of active management, such as poor security selection. Indexing seeks to achieve lower costs and better after-tax performance by aiming to keep portfolio turnover low in comparison to actively managed investment companies.

BFA uses a representative sampling indexing strategy to manage the Fund. “Representative sampling” is an indexing strategy that involves investing in a representative sample of securities that collectively has an investment profile similar to that of an applicable underlying index. The securities selected are expected to have, in the aggregate, investment characteristics (based on factors such as market capitalization and industry weightings), fundamental characteristics (such as return variability and yield) and liquidity measures similar to those of an applicable underlying index. The Fund may or may not hold all of the securities in the Underlying Index.

The Fund generally will invest at least 80% of its assets in the component securities of its Underlying Index and in investments that have economic characteristics that are substantially identical to the component securities of its Underlying Index (*i.e.*, depositary receipts representing securities of the Underlying Index) and may invest up to 20% of its assets in certain futures, options and swap contracts, cash and cash equivalents, including shares of money market funds advised by BFA or its affiliates, as well as in securities not included in the Underlying Index, but which BFA believes will help the Fund track the Underlying Index. Cash and cash equivalent investments associated with a derivative position will be treated as part of that position for the purposes of calculating the percentage of investments included in the Underlying Index. The Fund seeks to track the investment results of the Underlying Index before fees and expenses of the Fund.

The Fund may lend securities representing up to one-third of the value of the Fund’s total assets (including the value of any collateral received).

The Underlying Index is sponsored by MSCI Inc. (the “Index Provider” or “MSCI”), which is independent of the Fund and BFA. The Index Provider determines the composition and relative weightings of the securities in the Underlying Index and publishes information regarding the market value of the Underlying Index.

Industry Concentration Policy. The Fund will concentrate its investments (*i.e.*, hold 25% or more of its total assets) in a particular industry or group of industries to approximately the same extent that the Underlying Index is concentrated. For purposes of this limitation, securities of the U.S. government (including its agencies and instrumentalities) and repurchase agreements collateralized by U.S. government securities are not considered to be issued by members of any industry.

Summary of Principal Risks

As with any investment, you could lose all or part of your investment in the Fund, and the Fund’s performance could trail that of other investments. The Fund is subject to certain risks, including the principal risks noted below, any of which may adversely affect the Fund’s net asset value per share (“NAV”), trading price, yield, total return and ability to meet its investment objective. Certain key risks are prioritized below (with others following in alphabetical order), but the relative significance of any

risk is difficult to predict and may change over time. You should review each risk factor carefully.

Risk of Investing in Switzerland. Investments in Swiss issuers will subject the Fund to legal, regulatory, political, currency, security, and economic risks specific to Switzerland. International trade is a large component of the Swiss economy and Switzerland depends upon exports to generate economic growth. The Swiss economy relies on certain key trading partners in order to sustain continued economic growth. Switzerland’s economic growth generally mirrors slowdowns and growth spurts experienced in other countries, including the U.S. and certain Western European countries.

Non-U.S. Securities Risk. Securities issued by non-U.S. issuers (including depositary receipts) are subject to different legal, regulatory, political, economic, and market risks than securities issued by U.S. issuers. These risks include greater market volatility, less market liquidity, higher transaction costs, expropriation, confiscatory taxation, adverse changes in foreign investment or currency control regulations, restrictions on the repatriation of capital, and political instability. Non-U.S. issuers may be subject to different accounting, audit and financial reporting standards than U.S. issuers, and there may be less publicly available information about non-U.S. issuers. Foreign market trading hours, different clearing and settlement procedures, and holiday schedules may limit the Fund’s ability to engage in portfolio transactions. To the extent that investments are made in a limited number of countries, events in those countries will have a more significant impact on the Fund. The Fund is specifically exposed to **European Economic Risk**.

Equity Securities Risk. Equity securities are subject to changes in value, and their values may be more volatile than those of other asset classes. The value of a security may decline for a number of reasons that may directly relate to the issuer as well as due to general industry or market conditions. Common stock is subordinated to preferred securities and debt in a company’s capital structure. Common stock has the lowest priority, and the greatest risk, with respect to dividends and any liquidation payments in the event of an issuer’s bankruptcy.

Market Risk. The Fund could lose money over short periods due to short-term market movements and over longer periods during more prolonged market downturns. Local, regional or global events such as war, acts of terrorism, pandemics or other public health issues, recessions, the prospect or occurrence of a sovereign default or other financial crisis, or other events could have a significant impact on the Fund and its investments and could result in increased premiums or discounts to the Fund’s NAV.

Index-Related Risk. The Index Provider may rely on various sources of information to assess the criteria of components of the Underlying Index, including information that may be based on assumptions and estimates. Neither the Fund nor BFA can offer assurances that the Index Provider’s methodology or sources of information will provide an accurate assessment of included components or will result in the Fund meeting its investment objective. Errors in index data, index computations or the construction of the Underlying Index in accordance with its methodology may occur, and the Index Provider may not identify or correct them promptly or at all, which may have an adverse

impact on the Fund and its shareholders. Unusual market conditions or other unforeseen circumstances (such as natural disasters, political unrest or war) may impact the Index Provider or a third-party data provider and could cause the Index Provider to postpone a scheduled rebalance. This could cause the Underlying Index to vary from its normal or expected composition.

Asset Class Risk. The securities and other assets in the Underlying Index or in the Fund's portfolio may underperform in comparison to financial markets generally, a particular financial market, another index, or other asset classes.

Authorized Participant Concentration Risk. An "Authorized Participant" is a member or participant of a clearing agency registered with the SEC, which has a written agreement with the Fund or one of its service providers that allows the Authorized Participant to place orders for the purchase and redemption of creation units ("Creation Units"). Only an Authorized Participant may engage in creation or redemption transactions directly with the Fund. There are a limited number of institutions that may act as Authorized Participants for the Fund, including on an agency basis on behalf of other market participants. No Authorized Participant is obligated to engage in creation or redemption transactions. To the extent that Authorized Participants exit the business or do not place creation or redemption orders for the Fund and no other Authorized Participant places orders, Fund shares are more likely to trade at a premium or discount to NAV and possibly face trading halts or delisting.

Concentration Risk. The Fund may be susceptible to an increased risk of loss, including losses due to adverse events that affect the Fund's investments more than the market as a whole, to the extent that the Fund's investments are concentrated in the securities or other assets of one or more issuers, countries or other geographic units, markets, industries, project types, or asset classes.

Consumer Goods and Services Companies Risk. Consumer goods and services companies ("consumer companies") face risks related to changes in consumer preferences and disposable income, commodity prices, government regulation, supply chain disruptions, damage to brand or reputation, economic slowdown and labor shortages, among other things.

Currency Risk. Because the Fund's NAV is determined in U.S. dollars, the NAV could decline if the currency of the non-U.S. market in which the Fund invests depreciates against the U.S. dollar or if there are delays or limits on the repatriation of foreign currency. Currency exchange rates can be very volatile and can change quickly and unpredictably. As a result, the Fund's NAV may change quickly and without warning. In addition, the Fund may incur costs in connection with conversions between U.S. dollars and foreign currencies.

Cybersecurity Risk. Failures or breaches of the electronic systems of the Fund, its adviser, distributor, Index Provider, other service providers, counterparties, or issuers of assets in which the Fund invests may cause disruptions that negatively impact the Fund and its shareholders. While the Fund has established business continuity plans and risk management systems seeking to address system breaches or failures, there are inherent limitations in such plans and systems. The Fund cannot control the cybersecurity plans and systems of its service providers,

counterparties, and other third parties whose activities affect the Fund. In addition, cyber incidents may adversely impact the issuers of securities in which the Fund invests, which may cause such investments to lose value.

Financial Companies Risk. Financial services companies are subject to extensive governmental regulation and intervention, which may adversely affect their profitability, the scope of their activities, the prices they can charge, the amount of capital and liquid assets they must maintain and their size, among other things. Financial services companies also may be significantly affected by, among other things, interest rates, economic conditions, volatility in financial markets, credit rating downgrades, adverse public perception, exposure concentration and counterparty risk.

Healthcare Companies Risk. The profitability of healthcare companies may be adversely affected by extensive government regulations, restrictions on government reimbursement for medical expenses, rising costs of medical products and services, pricing pressure, the protection and expiration of patents, limited product lines, supply chain issues, labor shortages and product liability claims, among other factors.

Issuer Risk. The performance of the Fund depends on the performance of individual securities or other assets to which the Fund has exposure. The value of securities or other assets may decline, or perform differently from the market as a whole, due to changes in the financial condition or credit rating of the issuer or counterparty.

Lack of Natural Resources Risk. The Fund invests in Switzerland, which has few natural resources. Any fluctuation or shortage in the commodity markets could have a negative impact on the Swiss economy.

Large-Capitalization Companies Risk. Large-capitalization companies may be less able than smaller-capitalization companies to adapt to changing market conditions and competitive challenges. Large-capitalization companies may be more mature and subject to more limited growth potential compared with smaller-capitalization companies. The performance of large-capitalization companies could trail the overall performance of the broader securities markets.

Management Risk. The Fund generally does not attempt to take defensive positions under any market conditions, including declining markets. As the Fund will not fully replicate the Underlying Index and may hold securities or other assets not included in the Underlying Index, it is subject to the risk that the investment strategy of BFA may not produce the intended results. There is no guarantee that the Fund's investment results will have a high degree of correlation to those of the Underlying Index or that the Fund will achieve its investment objective.

Market Trading Risk. The Fund faces numerous market trading risks, including the potential lack of an active market for Fund shares (including through a trading halt), losses from trading in secondary markets, periods of high volatility, and disruptions in the process of creating and redeeming Fund shares. Any of these factors, among others, may lead to the Fund's shares trading in the secondary market at a premium or discount to NAV or to the intraday value of the Fund's portfolio holdings. If you buy Fund shares at a time when the market price is at a premium to NAV or

sell Fund shares at a time when the market price is at a discount to NAV, you may pay significantly more or receive significantly less than the underlying value of the Fund shares.

National Closed Market Trading Risk. To the extent that securities or other assets held by the Fund trade on foreign exchanges or in foreign markets that may be closed when the securities exchange on which the Fund's shares trade is open, there are likely to be deviations between such asset's current price and its last quoted price (*i.e.*, the quote from the closed foreign market to the Fund). The impact of a closed foreign market on the Fund is likely to be greater where a large portion of the Fund's holdings trade on a closed foreign market or when a foreign market is closed for unscheduled reasons. These deviations could result in premiums or discounts to the Fund's NAV that may be greater than those experienced by other funds.

Non-Diversification Risk. The Fund is classified as "non-diversified." This means that, compared with funds that are classified as "diversified," the Fund may invest a greater percentage of its assets in securities or other instruments representing a small number of issuers or counterparties and thus may be more susceptible to the risks associated with these particular issuers or counterparties. As a result, the Fund's performance may depend to a greater extent on the performance of a small number of issuers or counterparties, which may lead to more volatility in the Fund's NAV.

Operational Risk. The Fund is exposed to operational risks arising from a number of factors, including, but not limited to, human error, processing and communication errors, errors of the Fund's service providers, counterparties or other third parties, failed or inadequate processes and technology or systems failures. The Fund and BFA seek to reduce these operational risks through controls and procedures. However, these measures do not address every possible risk and may be inadequate to address significant operational risks.

Reliance on Trading Partners Risk. The Fund invests in a country whose economy is heavily dependent upon trading with key partners. Any reduction in this trading may have an adverse impact on the Fund's investments. Through its holdings of securities of certain issuers, the Fund is specifically exposed to **Asian Economic Risk, European Economic Risk and U.S. Economic Risk.**

Securities Lending Risk. The Fund may engage in securities lending. Securities lending involves the risk that the Fund may lose money because the borrower of the loaned securities fails to

return the securities in a timely manner or at all. The Fund could also lose money in the event of a decline in the value of collateral provided for loaned securities or a decline in the value of any investments made with cash collateral. These events could also trigger adverse tax consequences for the Fund.

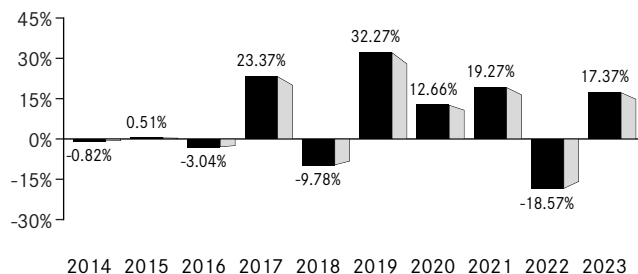
Tracking Error Risk. The Fund may be subject to "tracking error," which is the divergence of the Fund's performance from that of the Underlying Index. Tracking error may occur due to a number of factors, including differences between the securities and other assets held in the Fund's portfolio and those included in the Underlying Index; differences in the timing and methodologies used to value securities and other assets; transaction costs and other expenses incurred by the Fund that the Underlying Index does not incur; the Fund's holding of uninvested cash; differences in the timing of the accrual or the valuation of dividends or interest received by the Fund or distributions paid to Fund shareholders; tax gains or losses; the requirements for the Fund to maintain pass-through tax treatment; portfolio transactions carried out to minimize the distribution of capital gains to shareholders; the acceptance of custom baskets; changes to the Underlying Index; and impacts to the Fund of complying with certain regulatory requirements or limits. Tracking error risk may be heightened during times of increased market volatility or other unusual market conditions. A Fund that tracks an index with exposure to non-U.S. issuers may experience higher tracking error than ETFs that do not track such indexes.

Valuation Risk. The price that the Fund could receive upon the sale (or other disposition) of a security or other asset may differ from the Fund's valuation of the security or other asset, particularly for securities or other assets that trade in low volume or volatile markets or that are valued using a fair value methodology. The price received by the Fund also may differ from the value used by the Underlying Index. In addition, the value of the securities or other assets in the Fund's portfolio may change on days or during time periods when investors are not able to purchase or sell Fund shares. Authorized Participants that create or redeem Fund shares on days when the Fund is holding fair-valued securities or other assets may receive fewer or more shares, or lower or higher redemption proceeds, than they would have received had the securities or other assets not been fair valued or been valued using a different methodology. The ability to value investments may be impacted by technological issues or errors by pricing services or other third-party service providers.

Performance Information

The performance information below illustrates how the Fund's performance has varied over different periods and provides some indication of the risks of investing in the Fund. The bar chart shows how the performance of the Fund has varied from one calendar year to another over the periods shown. The table compares the Fund's performance to that of an appropriate broad-based securities market index and the Underlying Index. Fund returns assume the reinvestment of any dividends and distributions. The Fund's returns reflect the impact of any agreements to waive or reimburse expenses, which would reduce performance if not in effect. Past performance (before and after taxes) does not necessarily indicate how the Fund will perform in the future. Updated performance information, including the Fund's current NAV, may be obtained by visiting www.iShares.com or by calling 1-800-iShares (1-800-474-2737) (toll free).

Calendar Year-by-Year Returns



	<u>Return (%)</u>	<u>Period Ended</u>
Calendar Year-to-Date Return	10.35%	September 30, 2024
During the periods shown in the chart:		
Best Quarter	12.87%	December 31, 2021
Worst Quarter	-13.75%	June 30, 2022

Average Annual Total Returns (for the periods ended December 31, 2023)

	<u>One Year</u>	<u>Five Years</u>	<u>Ten Years</u>
(Inception Date: 3/12/1996)			
Return Before Taxes	17.37%	11.18%	6.21%
Return After Taxes on Distributions	17.27%	11.10%	6.07%
Return After Taxes on Distributions and Sale of Fund Shares	11.18%	9.29%	5.27%
MSCI ACWI ex USA Index¹ (Returns do not reflect deductions for fees, expenses or taxes)	15.62%	7.08%	3.83%
MSCI Switzerland 25/50 Index (Returns do not reflect deductions for fees, expenses or taxes)	17.32%	11.25%	6.34%

¹ The Fund has added this broad-based index in response to new regulatory requirements.

After-tax returns in the table above are calculated using the historical highest individual U.S. federal marginal income tax rates and do not reflect the impact of state or local taxes. Actual after-tax returns depend on an investor's tax situation and may differ from those shown, and after-tax returns shown are not relevant to tax-exempt investors or investors who hold shares through tax-deferred arrangements, such as 401(k) plans or individual retirement accounts ("IRAs"). Fund returns after taxes on distributions and sales of Fund shares are calculated assuming that an investor has sufficient capital gains of the same character from other investments to offset any capital losses from the sales of Fund shares. As a result, Fund returns after taxes on distributions and sales of Fund shares may exceed Fund returns before taxes and/or returns after taxes on distributions.

Management

Investment Adviser. BlackRock Fund Advisors.

Portfolio Managers. Jennifer Hsui, Greg Savage and Paul Whitehead (the “Portfolio Managers”) are primarily responsible for the day-to-day management of the Fund. Each Portfolio Manager supervises a portfolio management team. Ms. Hsui, Mr. Savage and Mr. Whitehead have been Portfolio Managers of the Fund since 2012, 2008 and 2022, respectively.

Purchase and Sale of Fund Shares

The Fund is an ETF. Individual shares of the Fund may only be bought and sold in the secondary market through a broker-dealer. Because ETF shares trade at market prices rather than at NAV, shares may trade at a price greater than NAV (a premium) or less than NAV (a discount). An investor may incur costs attributable to the difference between the highest price a buyer is willing to pay to purchase shares of the Fund (bid) and the lowest price a seller is willing to accept for shares of the Fund (ask) when buying or selling shares in the secondary market (the “bid-ask spread”).

Tax Information

The Fund intends to make distributions that may be taxable to you as ordinary income or capital gains, unless you are investing through a tax-deferred arrangement such as a 401(k) plan or an IRA, in which case, your distributions generally will be taxed when withdrawn.

Payments to Broker-Dealers and Other Financial Intermediaries

If you purchase shares of the Fund through a broker-dealer or other financial intermediary (such as a bank), BFA or other related companies may pay the intermediary for marketing activities and presentations, educational training programs, conferences, the development of technology platforms and reporting systems or other services related to the sale or promotion of the Fund. These payments may create a conflict of interest by influencing the broker-dealer or other intermediary and your salesperson to recommend the Fund over another investment. Ask your salesperson or visit your financial intermediary’s website for more information.

iSHARES[®] MSCI USA EQUAL WEIGHTED ETF

Ticker: EUSA

Stock Exchange: NYSE Arca

Investment Objective

The iShares MSCI USA Equal Weighted ETF (the “Fund”) seeks to track the investment results of an index composed of equal weighted U.S. equities.

Fees and Expenses

The following table describes the fees and expenses that you will incur if you buy, hold and sell shares of the Fund. The investment advisory agreement between iShares, Inc. (the “Company”) and BlackRock Fund Advisors (“BFA”) (the “Investment Advisory Agreement”) provides that BFA will pay all operating expenses of the Fund, except: (i) the management fees, (ii) interest expenses, (iii) taxes, (iv) expenses incurred with respect to the acquisition and disposition of portfolio securities and the execution of portfolio transactions, including brokerage commissions, (v) distribution fees or expenses, and (vi) litigation expenses and any extraordinary expenses.

You may pay other fees, such as brokerage commissions and other fees to financial intermediaries, which are not reflected in the tables and examples below.

Annual Fund Operating Expenses (ongoing expenses that you pay each year as a percentage of the value of your investments) ¹			
Management Fees	Distribution and Service (12b-1) Fees	Other Expenses ²	Total Annual Fund Operating Expenses
0.09%	None	0.00%	0.09%

¹ Operating expenses paid by BFA under the Investment Advisory Agreement exclude acquired fund fees and expenses, if any.

² The amount rounded to 0.00%.

Example. This Example is intended to help you compare the cost of owning shares of the Fund with the cost of investing in other funds. The Example assumes that you invest \$10,000 in the Fund for the time periods indicated and then sell all of your shares at the end of those periods. The Example also assumes that your investment has a 5% return each year and that the Fund’s operating expenses remain the same. Although your actual costs may be higher or lower, based on these assumptions, your costs would be:

<u>1 Year</u>	<u>3 Years</u>	<u>5 Years</u>	<u>10 Years</u>
\$9	\$29	\$51	\$115

Portfolio Turnover. The Fund may pay transaction costs, such as commissions, when it buys and sells securities (or “turns over” its portfolio). A higher portfolio turnover rate may indicate higher transaction costs and may result in higher taxes when Fund shares are held in a taxable account. These costs, which are not reflected in the Annual Fund Operating Expenses or in the Example, affect the Fund’s performance. During the most recent fiscal year, the Fund’s portfolio turnover rate was 26% of the average value of its portfolio.

Principal Investment Strategies

The Fund seeks to track the investment results of the MSCI USA Equal Weighted Index (the “Underlying Index”), which is an equally-weighted securities index that measures the performance of the large- and mid-capitalization segments of U.S. equity securities and which represents an alternative weighting scheme to its market capitalization-weighted parent index, the MSCI USA Index. The Underlying Index is rebalanced quarterly, at which time all securities in the Underlying Index are weighted equally. Between rebalances, the weightings of the securities in the Underlying Index will fluctuate due to price performance. As of

August 31, 2024, a significant portion of the Underlying Index is represented by securities of companies in the financials, industrials and technology industries or sectors. The components of the Underlying Index are likely to change over time.

BFA uses an indexing approach to try to achieve the Fund’s investment objective. The Fund does not try to “beat” the index it tracks and does not seek temporary defensive positions when markets decline or appear overvalued.

Indexing may eliminate the chance that the Fund will substantially outperform the Underlying Index but also may reduce some of the risks of active management, such as poor security selection. Indexing seeks to achieve lower costs and better after-tax performance by aiming to keep portfolio turnover low in comparison to actively managed investment companies.

BFA uses a representative sampling indexing strategy to manage the Fund. “Representative sampling” is an indexing strategy that involves investing in a representative sample of securities that collectively has an investment profile similar to that of an applicable underlying index. The securities selected are expected to have, in the aggregate, investment characteristics (based on

factors such as market capitalization and industry weightings), fundamental characteristics (such as return variability and yield) and liquidity measures similar to those of an applicable underlying index. The Fund may or may not hold all of the securities in the Underlying Index.

The Fund generally will invest at least 80% of its assets in the component securities of its Underlying Index and may invest up to 20% of its assets in certain futures, options and swap contracts, cash and cash equivalents, including shares of money market funds advised by BFA or its affiliates, as well as in securities not included in the Underlying Index, but which BFA believes will help the Fund track the Underlying Index. Cash and cash equivalent investments associated with a derivative position will be treated as part of that position for the purposes of calculating the percentage of investments included in the Underlying Index. The Fund seeks to track the investment results of the Underlying Index before fees and expenses of the Fund.

The Fund may lend securities representing up to one-third of the value of the Fund's total assets (including the value of any collateral received).

The Underlying Index is sponsored by MSCI Inc. (the "Index Provider" or "MSCI"), which is independent of the Fund and BFA. The Index Provider determines the composition and relative weightings of the securities in the Underlying Index and publishes information regarding the market value of the Underlying Index.

Industry Concentration Policy. The Fund will concentrate its investments (*i.e.*, hold 25% or more of its total assets) in a particular industry or group of industries to approximately the same extent that the Underlying Index is concentrated. For purposes of this limitation, securities of the U.S. government (including its agencies and instrumentalities) and repurchase agreements collateralized by U.S. government securities are not considered to be issued by members of any industry.

Summary of Principal Risks

As with any investment, you could lose all or part of your investment in the Fund, and the Fund's performance could trail that of other investments. The Fund is subject to certain risks, including the principal risks noted below, any of which may adversely affect the Fund's net asset value per share ("NAV"), trading price, yield, total return and ability to meet its investment objective. Certain key risks are prioritized below (with others following in alphabetical order), but the relative significance of any risk is difficult to predict and may change over time. You should review each risk factor carefully.

Risk of Investing in the U.S. Investing in U.S. issuers subjects the Fund to legal, regulatory, political, currency, security, and economic risks that are specific to the U.S. Certain changes in the U.S., such as a weakening of the U.S. economy or a decline in its financial markets, may have an adverse effect on U.S. issuers.

Equity Securities Risk. Equity securities are subject to changes in value, and their values may be more volatile than those of other asset classes. The value of a security may decline for a number of reasons that may directly relate to the issuer as well as due to general industry or market conditions. Common stock is subordinated to preferred securities and debt in a company's

capital structure. Common stock has the lowest priority, and the greatest risk, with respect to dividends and any liquidation payments in the event of an issuer's bankruptcy.

Market Risk. The Fund could lose money over short periods due to short-term market movements and over longer periods during more prolonged market downturns. Local, regional or global events such as war, acts of terrorism, pandemics or other public health issues, recessions, the prospect or occurrence of a sovereign default or other financial crisis, or other events could have a significant impact on the Fund and its investments and could result in increased premiums or discounts to the Fund's NAV.

Index-Related Risk. The Index Provider may rely on various sources of information to assess the criteria of components of the Underlying Index, including information that may be based on assumptions and estimates. Neither the Fund nor BFA can offer assurances that the Index Provider's methodology or sources of information will provide an accurate assessment of included components or will result in the Fund meeting its investment objective. Errors in index data, index computations or the construction of the Underlying Index in accordance with its methodology may occur, and the Index Provider may not identify or correct them promptly or at all, which may have an adverse impact on the Fund and its shareholders. Unusual market conditions or other unforeseen circumstances (such as natural disasters, political unrest or war) may impact the Index Provider or a third-party data provider and could cause the Index Provider to postpone a scheduled rebalance. This could cause the Underlying Index to vary from its normal or expected composition.

Asset Class Risk. The securities and other assets in the Underlying Index or in the Fund's portfolio may underperform in comparison to financial markets generally, a particular financial market, another index, or other asset classes.

Authorized Participant Concentration Risk. An "Authorized Participant" is a member or participant of a clearing agency registered with the SEC, which has a written agreement with the Fund or one of its service providers that allows the Authorized Participant to place orders for the purchase and redemption of creation units ("Creation Units"). Only an Authorized Participant may engage in creation or redemption transactions directly with the Fund. There are a limited number of institutions that may act as Authorized Participants for the Fund, including on an agency basis on behalf of other market participants. No Authorized Participant is obligated to engage in creation or redemption transactions. To the extent that Authorized Participants exit the business or do not place creation or redemption orders for the Fund and no other Authorized Participant places orders, Fund shares are more likely to trade at a premium or discount to NAV and possibly face trading halts or delisting.

Concentration Risk. The Fund may be susceptible to an increased risk of loss, including losses due to adverse events that affect the Fund's investments more than the market as a whole, to the extent that the Fund's investments are concentrated in the securities or other assets of one or more issuers, countries or other geographic units, markets, industries, project types, or asset classes.

Cybersecurity Risk. Failures or breaches of the electronic systems of the Fund, its adviser, distributor, Index Provider, other service providers, counterparties, or issuers of assets in which the Fund invests may cause disruptions that negatively impact the Fund and its shareholders. While the Fund has established business continuity plans and risk management systems seeking to address system breaches or failures, there are inherent limitations in such plans and systems. The Fund cannot control the cybersecurity plans and systems of its service providers, counterparties, and other third parties whose activities affect the Fund. In addition, cyber incidents may adversely impact the issuers of securities in which the Fund invests, which may cause such investments to lose value.

Financial Companies Risk. Financial services companies are subject to extensive governmental regulation and intervention, which may adversely affect their profitability, the scope of their activities, the prices they can charge, the amount of capital and liquid assets they must maintain and their size, among other things. Financial services companies also may be significantly affected by, among other things, interest rates, economic conditions, volatility in financial markets, credit rating downgrades, adverse public perception, exposure concentration and counterparty risk.

Industrial Companies Risk. Industrial companies face a number of risks, including supply chain and distribution disruptions, business interruptions, product obsolescence, third-party vendor risks, cyber attacks, trade disputes, product recalls, liability claims, scarcity of materials or parts, excess capacity, changes in consumer preferences, and volatility in commodity prices and currencies. The performance of such companies may also be affected by technological developments, labor relations, legislative and regulatory changes, government spending policies, and changes in domestic and international economies.

Issuer Risk. The performance of the Fund depends on the performance of individual securities or other assets to which the Fund has exposure. The value of securities or other assets may decline, or perform differently from the market as a whole, due to changes in the financial condition or credit rating of the issuer or counterparty.

Large-Capitalization Companies Risk. Large-capitalization companies may be less able than smaller-capitalization companies to adapt to changing market conditions and competitive challenges. Large-capitalization companies may be more mature and subject to more limited growth potential compared with smaller-capitalization companies. The performance of large-capitalization companies could trail the overall performance of the broader securities markets.

Management Risk. The Fund generally does not attempt to take defensive positions under any market conditions, including declining markets. As the Fund will not fully replicate the Underlying Index and may hold securities or other assets not included in the Underlying Index, it is subject to the risk that the investment strategy of BFA may not produce the intended results. There is no guarantee that the Fund's investment results will have a high degree of correlation to those of the Underlying Index or that the Fund will achieve its investment objective.

Market Trading Risk. The Fund faces numerous market trading risks, including the potential lack of an active market for Fund shares (including through a trading halt), losses from trading in secondary markets, periods of high volatility, and disruptions in the process of creating and redeeming Fund shares. Any of these factors, among others, may lead to the Fund's shares trading in the secondary market at a premium or discount to NAV or to the intraday value of the Fund's portfolio holdings. If you buy Fund shares at a time when the market price is at a premium to NAV or sell Fund shares at a time when the market price is at a discount to NAV, you may pay significantly more or receive significantly less than the underlying value of the Fund shares.

Mid-Capitalization Companies Risk. Compared to large-capitalization companies, mid-capitalization companies may be less stable and more susceptible to adverse developments. The securities of mid-capitalization companies may be more volatile and less liquid than those of large-capitalization companies. As a result, the Fund's share price may be more volatile than that of a fund with a greater investment in large-capitalization stocks.

Operational Risk. The Fund is exposed to operational risks arising from a number of factors, including, but not limited to, human error, processing and communication errors, errors of the Fund's service providers, counterparties or other third parties, failed or inadequate processes and technology or systems failures. The Fund and BFA seek to reduce these operational risks through controls and procedures. However, these measures do not address every possible risk and may be inadequate to address significant operational risks.

Securities Lending Risk. The Fund may engage in securities lending. Securities lending involves the risk that the Fund may lose money because the borrower of the loaned securities fails to return the securities in a timely manner or at all. The Fund could also lose money in the event of a decline in the value of collateral provided for loaned securities or a decline in the value of any investments made with cash collateral. These events could also trigger adverse tax consequences for the Fund.

Technology Companies Risk. Technology companies and companies that rely heavily on technological advances may have limited product lines, markets, financial resources, supply chains and personnel. These companies typically face intense competition, potentially rapid product obsolescence and changes in product cycles and customer preferences. They may face unexpected risks and costs associated with technological developments, such as artificial intelligence and machine learning. Technology companies also depend heavily on intellectual property rights and may be adversely affected by the loss or impairment of those rights. Technology companies may face increased government scrutiny and may be subject to adverse government or legal action.

Tracking Error Risk. The Fund may be subject to "tracking error," which is the divergence of the Fund's performance from that of the Underlying Index. Tracking error may occur due to a number of factors, including differences between the securities and other assets held in the Fund's portfolio and those included in the Underlying Index; differences in the timing and methodologies used to value securities and other assets; transaction costs and other expenses incurred by the Fund that the Underlying Index does not incur; the Fund's holding of uninvested cash; differences

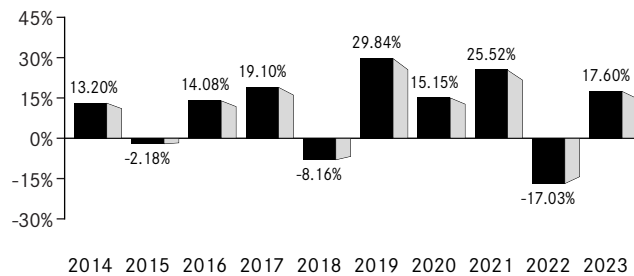
in the timing of the accrual or the valuation of dividends or interest received by the Fund or distributions paid to Fund shareholders; tax gains or losses; the requirements for the Fund to maintain pass-through tax treatment; portfolio transactions carried out to minimize the distribution of capital gains to

shareholders; the acceptance of custom baskets; changes to the Underlying Index; and impacts to the Fund of complying with certain regulatory requirements or limits. Tracking error risk may be heightened during times of increased market volatility or other unusual market conditions.

Performance Information

The performance information below illustrates how the Fund's performance has varied over different periods and provides some indication of the risks of investing in the Fund. The bar chart shows how the performance of the Fund has varied from one calendar year to another over the periods shown. The table compares the Fund's performance to that of an appropriate broad-based securities market index and the Underlying Index. Fund returns assume the reinvestment of any dividends and distributions. The Fund's returns reflect the impact of any agreements to waive or reimburse expenses, which would reduce performance if not in effect. Past performance (before and after taxes) does not necessarily indicate how the Fund will perform in the future. Updated performance information, including the Fund's current NAV, may be obtained by visiting www.iShares.com or by calling 1-800-iShares (1-800-474-2737) (toll free).

Calendar Year-by-Year Returns



	Return (%)	Period Ended
Calendar Year-to-Date Return	14.67%	September 30, 2024
During the periods shown in the chart:		
Best Quarter	22.97%	June 30, 2020
Worst Quarter	-26.46%	March 31, 2020

Average Annual Total Returns (for the periods ended December 31, 2023)

	One Year	Five Years	Ten Years
(Inception Date: 5/5/2010)			
Return Before Taxes	17.60%	12.86%	9.73%
Return After Taxes on Distributions	17.08%	12.40%	9.25%
Return After Taxes on Distributions and Sale of Fund Shares	10.65%	10.21%	7.87%
MSCI USA Index ¹ (Returns do not reflect deductions for fees, expenses or taxes)	27.10%	15.74%	11.98%
MSCI USA Equal Weighted Index ² (Returns do not reflect deductions for fees, expenses or taxes)	17.63%	12.97%	9.85%

¹ The Fund has added this broad-based index in response to new regulatory requirements.

² Index returns through August 31, 2015 reflect the performance of the MSCI USA Index. Index returns beginning on September 1, 2015 reflect the performance of the MSCI USA Equal Weighted Index, which, effective as of September 1, 2015, replaced the MSCI USA Index as the Underlying Index of the Fund.

Management

Investment Adviser. BlackRock Fund Advisors.

Portfolio Managers. Jennifer Hsui, Greg Savage and Paul Whitehead (the “Portfolio Managers”) are primarily responsible for the day-to-day management of the Fund. Each Portfolio Manager supervises a portfolio management team. Ms. Hsui, Mr. Savage and Mr. Whitehead have been Portfolio Managers of the Fund since 2012, 2010 and 2022, respectively.

Purchase and Sale of Fund Shares

The Fund is an exchange-traded fund (commonly referred to as an “ETF”). Individual shares of the Fund may only be bought and sold in the secondary market through a broker-dealer. Because ETF shares trade at market prices rather than at NAV, shares may trade at a price greater than NAV (a premium) or less than NAV (a discount). An investor may incur costs attributable to the difference between the highest price a buyer is willing to pay to purchase shares of the Fund (bid) and the lowest price a seller is willing to accept for shares of the Fund (ask) when buying or selling shares in the secondary market (the “bid-ask spread”).

Tax Information

The Fund intends to make distributions that may be taxable to you as ordinary income or capital gains, unless you are investing through a tax-deferred arrangement such as a 401(k) plan or an IRA, in which case, your distributions generally will be taxed when withdrawn.

Payments to Broker-Dealers and Other Financial Intermediaries

If you purchase shares of the Fund through a broker-dealer or other financial intermediary (such as a bank), BFA or other related companies may pay the intermediary for marketing activities and presentations, educational training programs, conferences, the development of technology platforms and reporting systems or other services related to the sale or promotion of the Fund. These payments may create a conflict of interest by influencing the broker-dealer or other intermediary and your salesperson to recommend the Fund over another investment. Ask your salesperson or visit your financial intermediary’s website for more information.

More Information About the Funds

This Prospectus contains important information about investing in the Funds listed below. Please read this Prospectus carefully before you make any investment decisions. Additional information regarding the Funds as well as other funds that are series of iShares Trust, iShares U.S. ETF Trust or iShares, Inc. (each, a “Fund”) is available at www.iShares.com.

Each Fund’s investment objective and its Underlying Index may be changed without shareholder approval.

Fund	Underlying Index	Investment Objective
iShares MSCI Austria ETF	MSCI Austria IMI 25/50 Index	The iShares MSCI Austria ETF seeks to track the investment results of a broad-based index composed of Austrian equities.
iShares MSCI Belgium ETF	MSCI Belgium IMI 25/50 Index	The iShares MSCI Belgium ETF seeks to track the investment results of a broad-based index composed of Belgian equities.
iShares MSCI Canada ETF	MSCI Canada Custom Capped Index	The iShares MSCI Canada ETF seeks to track the investment results of an index composed of Canadian equities.
iShares MSCI Eurozone ETF	MSCI EMU Index	The iShares MSCI Eurozone ETF seeks to track the investment results of an index composed of large- and mid-capitalization equities from developed market countries that use the euro as their official currency.
iShares MSCI France ETF	MSCI France Index	The iShares MSCI France ETF seeks to track the investment results of an index composed of French equities.
iShares MSCI Germany ETF	MSCI Germany Index	The iShares MSCI Germany ETF seeks to track the investment results of an index composed of German equities.
iShares MSCI Israel ETF	MSCI Israel Capped Investable Market Index (IMI)	The iShares MSCI Israel ETF seeks to track the investment results of a broad-based index composed of Israeli equities.
iShares MSCI Italy ETF	MSCI Italy 25/50 Index	The iShares MSCI Italy ETF seeks to track the investment results of an index composed of Italian equities.
iShares MSCI Netherlands ETF	MSCI Netherlands IMI 25/50 Index	The iShares MSCI Netherlands ETF seeks to track the investment results of a broad-based index composed of Dutch equities.
iShares MSCI Spain ETF	MSCI Spain 25/50 Index	The iShares MSCI Spain ETF seeks to track the investment results of an index composed of Spanish equities.
iShares MSCI Sweden ETF	MSCI Sweden 25/50 Index	The iShares MSCI Sweden ETF seeks to track the investment results of an index composed of Swedish equities.
iShares MSCI Switzerland ETF	MSCI Switzerland 25/50 Index	The iShares MSCI Switzerland ETF seeks to track the investment results of an index composed of Swiss equities.
iShares MSCI USA Equal Weighted ETF	MSCI USA Equal Weighted Index	The iShares MSCI USA Equal Weighted ETF seeks to track the investment results of an index composed of equal weighted U.S. equities.

ETFs are funds that trade like other publicly traded securities. Shares of each Fund are listed on a national securities exchange and trade in the secondary market at market prices that change throughout the day. The market price for a share of a Fund may be different from the Fund’s most recent NAV.

Each Fund invests in a particular segment of the markets for securities and other instruments (as applicable) and is designed to be used as part of broader asset allocation strategies. Accordingly, an investment in a Fund should not constitute a complete investment program. An investment in a Fund is not a bank deposit, and it is not insured or guaranteed by the Federal Deposit Insurance Corporation, any other government agency, BFA or any of BFA’s affiliates.

Index Funds

A share of a Fund represents an ownership interest in an underlying portfolio of securities and other instruments (as applicable) that is intended to track the Fund’s Underlying Index. An index is a financial calculation, based on a grouping of financial instruments, and is not an investment product, while each Fund is an actual investment portfolio. The performance of a Fund and that of its Underlying Index may vary for a number of reasons, including transaction costs, asset or currency valuations, corporate actions, timing variances and differences between the composition of a Fund’s portfolio and that of the Underlying Index resulting from the Fund’s use of representative sampling or from legal restrictions (such as diversification requirements) that apply to the Fund but not to its Underlying Index.

From time to time, the provider of the Underlying Index (“Index Provider”) may make changes to the index methodology or other adjustments to a Fund’s Underlying Index. Unless otherwise determined by BFA, any such change will be reflected in the calculation of the Underlying

Index's performance on a going-forward basis after the effective date of such change. Therefore, the performance of the Underlying Index that is shown for periods prior to the effective date of any such change generally will not be recalculated or restated to reflect the change.

BFA uses a representative sampling indexing strategy to manage the Funds. "Representative sampling" is an indexing strategy that involves investing in a representative sample of securities that collectively has an investment profile similar to that of the applicable underlying index. Because the Funds use representative sampling, they can be expected to have a larger tracking error than if they used a replication indexing strategy. "Replication" is an indexing strategy in which a fund invests in substantially all of the securities in its underlying index in approximately the same proportions as in the underlying index.

Borrowing

Each Fund listed below may borrow as a temporary measure for extraordinary or emergency purposes, including to meet redemptions or to facilitate the settlement of securities or other transactions. Each Fund does not intend to borrow money in order to leverage its portfolio.

iShares MSCI Austria ETF
iShares MSCI Belgium ETF
iShares MSCI Canada ETF
iShares MSCI France ETF
iShares MSCI Germany ETF
iShares MSCI Israel ETF

iShares MSCI Italy ETF
iShares MSCI Netherlands ETF
iShares MSCI Spain ETF
iShares MSCI Sweden ETF
iShares MSCI Switzerland ETF

European Union Disclosure

Each Fund listed below has not been categorized under the European Union ("EU") sustainable finance disclosure regulation ("SFDR") as an "Article 8" or "Article 9" product. In addition, each Fund's investment strategy does not take into account the criteria for environmentally sustainable economic activities under the EU sustainable investment taxonomy regulation or principal adverse impacts ("PAIs") on sustainability factors under the SFDR. PAIs are identified under the SFDR as the material impacts of investment decisions on sustainability factors relating to environmental, social and employee matters, respect for human rights, and anti-corruption and anti-bribery matters.

iShares MSCI Canada ETF
iShares MSCI Germany ETF

iShares MSCI USA Equal Weighted ETF

Additional Information About the Funds' Risks

Each Fund is subject to various risks, any of which may adversely affect the Fund's NAV, trading price, yield, total return and ability to meet its investment objective. Each Fund discloses its portfolio holdings daily at www.iShares.com. You could lose all or part of your investment in a Fund, which could underperform other investments. The table below identifies the principal and other (non-principal) risks that apply to each Fund. A Fund that invests in an Underlying Fund also may be indirectly exposed to these risks through such investment. A description of each risk is provided after the table.

	iShares MSCI Austria ETF	iShares MSCI Belgium ETF	iShares MSCI Canada ETF	iShares MSCI Eurozone ETF	iShares MSCI France ETF	iShares MSCI Germany ETF
✓ Principal Risk • Other Risk						
Asian Economic Risk			✓	✓		✓
Asset Class Risk	✓	✓	✓	✓	✓	✓
Assets Under Management (AUM) Risk		✓				
Authorized Participant Concentration Risk	✓	✓	✓	✓	✓	✓
Borrowing Risk	•	•	•		•	•
Close-Out Risk for Qualified Financial Contracts	•	•	•	•	•	•
Commodity Risk			✓			
Communication Services Sector Risk						•
Concentration Risk	✓	✓	✓	✓	✓	✓
Consumer Goods and Services Companies Risk		✓		•	✓	•
Currency Risk	✓	✓	✓	✓	✓	✓
Cybersecurity Risk	✓	✓	✓	✓	✓	✓
Energy Companies Risk	•		✓		•	
Equity Securities Risk	✓	✓	✓	✓	✓	✓
European Economic Risk	✓	✓		✓	✓	✓
Financial Companies Risk	✓	✓	✓	✓	•	✓
Geographic and Security Risks	•	•	•	•	•	•
Healthcare Companies Risk		✓		•	•	•
Illiquid Investments Risk	•	•	•	•	•	•
Index-Related Risk	✓	✓	✓	✓	✓	✓
Industrial Companies Risk	•		•	✓	✓	✓
Issuer Risk	✓	✓	✓	✓	✓	✓
Lack of Natural Resources Risk		✓				
Large-Capitalization Companies Risk	•	✓	✓	✓	✓	✓
Large Shareholder and Large-Scale Redemption Risk	•	•	•	•	•	•
Management Risk	✓	✓	✓	✓	✓	✓
Market Risk	✓	✓	✓	✓	✓	✓
Market Trading Risk	✓	✓	✓	✓	✓	✓
Materials Companies Risk	•	•	•	•	•	•
Mid-Capitalization Companies Risk	✓	✓	•	•	•	•
Middle Eastern Economic Risk						

	iShares MSCI Austria ETF	iShares MSCI Belgium ETF	iShares MSCI Canada ETF	iShares MSCI Eurozone ETF	iShares MSCI France ETF	iShares MSCI Germany ETF
✓ Principal Risk • Other Risk						
National Closed Market Trading Risk	✓	✓	✓	✓	✓	✓
Non-Diversification Risk	✓	✓			✓	✓
Non-U.S. Securities Risk	✓	✓	✓	✓	✓	✓
North American Economic Risk			✓			
Operational Risk	✓	✓	✓	✓	✓	✓
Real Estate Companies Risk	•	•				
Reliance on Trading Partners Risk	✓	✓	✓	✓	✓	✓
Risk of Investing in Austria	✓					
Risk of Investing in Belgium		✓				
Risk of Investing in Canada			✓			
Risk of Investing in Developed Countries				✓		
Risk of Investing in Europe				✓		
Risk of Investing in France				✓	✓	
Risk of Investing in Germany				✓		✓
Risk of Investing in Israel						
Risk of Investing in Italy						
Risk of Investing in Spain						
Risk of Investing in Sweden						
Risk of Investing in Switzerland						
Risk of Investing in the Netherlands						
Risk of Investing in the U.S.						
Securities Lending Risk	✓	✓	✓	✓	✓	✓
Small-Capitalization Companies Risk	✓	✓				
Small Fund Risk		✓				
Sustainability Risk			•			•
Technology Companies Risk			•	•		✓
Threshold/Underinvestment Risk	•	•	•	•	•	•
Tracking Error Risk	✓	✓	✓	✓	✓	✓
U.S. Economic Risk			✓	✓	✓	✓
Utility Companies Risk	•			•		
Valuation Risk	✓	✓	✓	✓	✓	✓

	iShares MSCI Israel ETF	iShares MSCI Italy ETF	iShares MSCI Netherlands ETF	iShares MSCI Spain ETF	iShares MSCI Sweden ETF	iShares MSCI Switzerland ETF
✓ Principal Risk • Other Risk						
Asian Economic Risk	✓	✓	✓			✓
Asset Class Risk	✓	✓	✓	✓	✓	✓
Assets Under Management (AUM) Risk						
Authorized Participant Concentration Risk	✓	✓	✓	✓	✓	✓

	iShares MSCI Israel ETF	iShares MSCI Italy ETF	iShares MSCI Netherlands ETF	iShares MSCI Spain ETF	iShares MSCI Sweden ETF	iShares MSCI Switzerland ETF
✓ Principal Risk • Other Risk						
Borrowing Risk	•	•	•	•	•	•
Close-Out Risk for Qualified Financial Contracts	•	•	•	•	•	•
Commodity Risk					✓	
Communication Services Sector Risk				•		
Concentration Risk	✓	✓	✓	✓	✓	✓
Consumer Goods and Services Companies Risk		✓	•	•	•	✓
Currency Risk	✓	✓	✓	✓	✓	✓
Cybersecurity Risk	✓	✓	✓	✓	✓	✓
Energy Companies Risk		•				
Equity Securities Risk	✓	✓	✓	✓	✓	✓
European Economic Risk	✓	✓	✓	✓	✓	✓
Financial Companies Risk	✓	✓	✓	✓	✓	✓
Geographic and Security Risks	•	•	•	•	•	•
Healthcare Companies Risk	•	•				✓
Illiquid Investments Risk	•	•	•	•	•	•
Index-Related Risk	✓	✓	✓	✓	✓	✓
Industrial Companies Risk	•	•	✓	•	✓	•
Issuer Risk	✓	✓	✓	✓	✓	✓
Lack of Natural Resources Risk						✓
Large-Capitalization Companies Risk	•	✓	✓	✓	✓	✓
Large Shareholder and Large- Scale Redemption Risk	•	•	•	•	•	•
Management Risk	✓	✓	✓	✓	✓	✓
Market Risk	✓	✓	✓	✓	✓	✓
Market Trading Risk	✓	✓	✓	✓	✓	✓
Materials Companies Risk			•			•
Mid-Capitalization Companies Risk	✓	✓	✓	✓	✓	•
Middle Eastern Economic Risk	✓					
National Closed Market Trading Risk	✓	✓	✓	✓	✓	✓
Non-Diversification Risk	✓	✓	✓	✓	✓	✓
Non-U.S. Securities Risk	✓	✓	✓	✓	✓	✓
North American Economic Risk						
Operational Risk	✓	✓	✓	✓	✓	✓
Real Estate Companies Risk	•					
Reliance on Trading Partners Risk	✓	✓	✓	✓	✓	✓
Risk of Investing in Austria						
Risk of Investing in Belgium						
Risk of Investing in Canada						
Risk of Investing in Developed Countries						

	iShares MSCI Israel ETF	iShares MSCI Italy ETF	iShares MSCI Netherlands ETF	iShares MSCI Spain ETF	iShares MSCI Sweden ETF	iShares MSCI Switzerland ETF
✓ Principal Risk • Other Risk						
Risk of Investing in Europe						
Risk of Investing in France						
Risk of Investing in Germany						
Risk of Investing in Israel	✓					
Risk of Investing in Italy		✓				
Risk of Investing in Spain				✓		
Risk of Investing in Sweden					✓	
Risk of Investing in Switzerland						✓
Risk of Investing in the Netherlands			✓			
Risk of Investing in the U.S.						
Securities Lending Risk	✓	✓	✓	✓	✓	✓
Small-Capitalization Companies Risk	✓		•			
Small Fund Risk						
Sustainability Risk						
Technology Companies Risk	✓		✓		•	
Threshold/Underinvestment Risk	•	•	•	•	•	•
Tracking Error Risk	✓	✓	✓	✓	✓	✓
U.S. Economic Risk	✓	✓			✓	✓
Utility Companies Risk		✓		✓		
Valuation Risk	✓	✓	✓	✓	✓	✓

iShares MSCI USA Equal Weighted ETF

✓ Principal Risk • Other Risk	
Asian Economic Risk	
Asset Class Risk	✓
Assets Under Management (AUM) Risk	
Authorized Participant Concentration Risk	✓
Borrowing Risk	
Close-Out Risk for Qualified Financial Contracts	•
Commodity Risk	
Communication Services Sector Risk	
Concentration Risk	✓
Consumer Goods and Services Companies Risk	•
Currency Risk	
Cybersecurity Risk	✓
Energy Companies Risk	
Equity Securities Risk	✓
European Economic Risk	
Financial Companies Risk	✓
Geographic and Security Risks	•
Healthcare Companies Risk	•

✓ Principal Risk • Other Risk	
Illiquid Investments Risk	•
Index-Related Risk	✓
Industrial Companies Risk	✓
Issuer Risk	✓
Lack of Natural Resources Risk	
Large-Capitalization Companies Risk	✓
Large Shareholder and Large-Scale Redemption Risk	•
Management Risk	✓
Market Risk	✓
Market Trading Risk	✓
Materials Companies Risk	•
Mid-Capitalization Companies Risk	✓
Middle Eastern Economic Risk	
National Closed Market Trading Risk	
Non-Diversification Risk	
Non-U.S. Securities Risk	
North American Economic Risk	
Operational Risk	✓
Real Estate Companies Risk	•
Reliance on Trading Partners Risk	
Risk of Investing in Austria	
Risk of Investing in Belgium	
Risk of Investing in Canada	
Risk of Investing in Developed Countries	
Risk of Investing in Europe	
Risk of Investing in France	
Risk of Investing in Germany	
Risk of Investing in Israel	
Risk of Investing in Italy	
Risk of Investing in Spain	
Risk of Investing in Sweden	
Risk of Investing in Switzerland	
Risk of Investing in the Netherlands	
Risk of Investing in the U.S.	✓
Securities Lending Risk	✓
Small-Capitalization Companies Risk	
Small Fund Risk	
Sustainability Risk	•
Technology Companies Risk	✓
Threshold/Underinvestment Risk	•
Tracking Error Risk	✓
U.S. Economic Risk	
Utility Companies Risk	•
Valuation Risk	

Asian Economic Risk. Certain Asian economies have experienced rapid growth and industrialization in recent years, but there is no assurance that this growth rate will be maintained. Other Asian economies, however, have experienced high inflation, high unemployment, currency devaluations and restrictions, and over-extension of credit. Geopolitical hostility, political instability, and economic or environmental events in any one Asian country may have a significant economic effect on the entire Asian region, as well as on major trading partners outside Asia. Any adverse event in the Asian markets may have a significant adverse effect on some or all of the economies of the countries in which a Fund invests. In particular, China is a key trading partner of many Asian countries and any changes in trading relationships between China and other Asian countries may affect the region as a whole. Many Asian countries are subject to political risk, including political instability, corruption and regional conflict with neighboring countries. North Korea and South Korea each have substantial military capabilities, and historical tensions between the two countries present the risk of war. Escalated tensions involving the two countries and any outbreak of hostilities between the two countries, or even the threat of an outbreak of hostilities, could have a severe adverse effect on the entire Asian region. Certain Asian countries have developed increasingly strained relationships with the U.S. or with China, and if these relations were to worsen, they could adversely affect Asian issuers that rely on the U.S. or China for trade. In addition, many Asian countries are subject to social and labor risks associated with demands for improved political, economic and social conditions. These risks, among others, may adversely affect the value of a Fund's investments.

Asset Class Risk. The securities and other assets in a Fund's portfolio or, if applicable, its Underlying Index may underperform in comparison to indexes that track, or assets that represent, other countries or geographic units, industries, markets, market segments, or asset classes. Various types of securities, other assets and indexes may experience cycles of outperformance and underperformance in comparison to financial markets generally. This divergence may be due to a number of factors including, among other things, inflation, interest rates, productivity, global demand for local products or resources, and regulation and governmental controls. This may cause a Fund to underperform other investment vehicles that invest in different asset classes.

Assets Under Management (AUM) Risk. From time to time, an Authorized Participant, a third-party investor, a Fund's adviser, an affiliate of a Fund's adviser, or another fund may invest in a Fund and hold its investment for a specific period of time to allow the Fund to achieve size or scale. There can be no assurance that any such entity would not redeem its investment or that the size of the Fund would be maintained at such levels, which could negatively impact the Fund.

Authorized Participant Concentration Risk. Only an Authorized Participant may engage in creation or redemption transactions directly with a Fund. There are a limited number of institutions that may act as Authorized Participants for the Fund, including on an agency basis on behalf of other market participants. No Authorized Participant is obligated to engage in creation or redemption transactions. To the extent that Authorized Participants exit the business or do not place creation or redemption orders for a Fund and no other Authorized Participant places orders, Fund shares are more likely to trade at a premium or discount to NAV and possibly face trading halts or delisting. Authorized Participant concentration risk may be heightened for a Fund that invests in securities issued by non-U.S. issuers or instruments with lower trading volume. Such assets often entail greater settlement and operational complexity and higher capital costs for Authorized Participants, which may limit the number of Authorized Participants that engage with the Fund.

Borrowing Risk. Borrowing may exaggerate changes in a Fund's NAV and in the return on its portfolio. A Fund that borrows will incur interest expenses and other fees, which may reduce the Fund's return. Borrowing may also cause a Fund to liquidate positions when it may not be advantageous to do so to satisfy its obligations.

Close-Out Risk for Qualified Financial Contracts. Regulations adopted by global prudential regulators require counterparties that are part of U.S. or foreign global systemically important banking organizations to include contractual restrictions on close-out and cross-default in agreements relating to qualified financial contracts. Qualified financial contracts include agreements relating to swaps, currency forwards and other derivatives as well as repurchase agreements and securities lending agreements. The restrictions prevent a Fund from closing out a qualified financial contract during a specified time period if the counterparty is subject to resolution proceedings and also prohibit a Fund from exercising default rights due to a receivership or similar proceeding of an affiliate of the counterparty. These requirements may increase credit risk and other risks to a Fund.

Commodity Risk. Companies whose performance is reflected in the Fund's portfolio or Underlying Index may be adversely affected by changes or trends in commodity prices. Commodity prices may be influenced or characterized by unpredictable factors, including, where applicable, high volatility, changes in supply and demand relationships, weather, agriculture, trade, pestilence, political instability, war, catastrophic events, changes in interest rates and monetary and other governmental policies, action and inaction, including price changes due to trade relations. Securities of companies held by the Fund that are dependent on a single commodity, or are concentrated in a single commodity sector, may typically exhibit even higher volatility attributable to commodity prices.

Communication Services Sector Risk. The communication services sector consists of both companies in the telecommunication services industry as well as those in the media and entertainment industry. Examples of companies in the telecommunication services industry group include providers of fiber-optic, fixed-line, cellular and wireless telecommunications networks. Companies in the media and entertainment industry group encompass a variety of services and products including television broadcasting, gaming products, social media, networking platforms, online classifieds, online review websites, and Internet search engines. Companies in the communication services sector may be affected by industry competition, substantial capital requirements, government regulation, and obsolescence of communications products and services due to technological advancement. Fluctuating domestic and international demand, shifting demographics and often unpredictable changes in consumer tastes can drastically affect a communication services company's profitability. In addition, while all companies may be susceptible to network security breaches, certain companies in the communication services sector may be particular

targets of hacking and potential theft of proprietary or consumer information or disruptions in service, which could have a material adverse effect on their businesses.

The communication services sector of a country's economy is often subject to extensive government regulation. The costs of complying with governmental regulations, delays or failure to receive required regulatory approvals, or the enactment of new regulatory requirements may negatively affect the business of communications companies. Government actions around the world, specifically in the area of pre-marketing clearance of products and prices, can be arbitrary and unpredictable. The communications services industry can also be significantly affected by intense competition for market share, including competition with alternative technologies such as wireless communications, product compatibility and standardization, consumer preferences, rapid product obsolescence, research and development of new products, lack of standardization or compatibility with existing technologies, and a dependency on patent and copyright protections. Companies in the communication services sector may encounter distressed cash flows due to the need to commit substantial capital to meet increasing competition, particularly in developing new products and services using new technology. Technological innovations may make the products and services of certain communications companies obsolete.

Telecommunications providers with exposure to the U.S. are generally required to obtain franchises or licenses in order to provide services in a given location. Licensing and franchise rights in the telecommunications sector are limited, which may provide an advantage to certain participants. Limited availability of such rights, high barriers to market entry and regulatory oversight, among other factors, have led to consolidation of companies within the sector, which could lead to further regulation or other negative effects in the future.

Telecommunication providers investing in non-U.S. countries may be subject to similar risks. Additional risks include those related to competitive challenges in the U.S. from non-U.S. competitors engaged in strategic joint ventures with U.S. companies and in non-U.S. markets from both U.S. and non-U.S. competitors.

Companies in the media and entertainment industries can be significantly affected by several factors, including competition, particularly in formulation of products and services using new technologies, cyclicity of revenues and earnings, a potential decrease in the discretionary income of targeted individuals, changing consumer tastes and interests, and the potential increase in government regulation. Companies in the media and entertainment industries may become obsolete quickly. Advertising spending can be an important revenue source for media and entertainment companies. During economic downturns advertising spending typically decreases and, as a result, media and entertainment companies tend to generate less revenue.

Concentration Risk. A Fund may be susceptible to an increased risk of loss, including losses due to adverse events that affect the Fund's investments more than the market as a whole, to the extent that the Fund's investments are concentrated in the securities or other assets of one or more issuers, countries or other geographic units, markets, industries, project types, or asset classes. A Fund with investment concentration may be more adversely affected by the underperformance of those assets, may experience greater price volatility and may be more susceptible to adverse economic, market, political or regulatory impacts on those assets compared to a fund that does not concentrate its investments.

Consumer Goods and Services Companies Risk. Many consumer goods and services companies ("consumer companies") rely heavily on disposable household income and consumer spending and may be impacted by social trends, marketing campaigns, demographic shifts and other factors affecting consumer preferences and demand. In addition, damage to a brand or a reputation crisis can have a substantial adverse impact on consumer companies.

Certain consumer companies, such as those providing discretionary goods or services, may depend more on business cycles, overall economic conditions and consumer confidence. Many consumer goods and services are subject to government regulation and the related compliance costs, and consumer companies also face the risk of product liability claims. Consumer companies also may be adversely affected by volatility in commodity prices, supply chain disruptions and labor shortages.

Currency Risk. Because each Fund's NAV is determined on the basis of the U.S. dollar, investors may lose money if the currency of a non-U.S. market in which a Fund invests depreciates against the U.S. dollar or if there are delays or limits on repatriation of foreign currency, even if the foreign currency value of the Fund's holdings in that market increases. Currency exchange rates can be very volatile and can change quickly and unpredictably. As a result, a Fund's NAV may change quickly and without warning. In addition, a Fund may incur costs in connection with conversions between U.S. dollars and foreign currencies.

Cybersecurity Risk. A Fund and entities that interact with the Fund are susceptible to operational, information security and related cybersecurity risks, both directly and through their service providers. These entities include, but are not limited to, the Fund's adviser, distributor, other service providers (e.g., index and benchmark providers, accountants, custodians, transfer agents and administrators), counterparties, market makers, Authorized Participants, listing exchanges, other financial market operators, and governmental authorities. Cybersecurity risks are also present for issuers of securities or other assets in which a Fund invests, which could result in material adverse consequences for such issuers and may cause the Fund's investment in such issuers to lose value. Cyber incidents can result from deliberate attacks or unintentional events. They include, but are not limited to, gaining unauthorized access to systems, misappropriating assets or sensitive information, corrupting or destroying data, and causing operational disruption. Geopolitical tensions may increase the scale and sophistication of deliberate attacks, particularly those from nation-states or from entities with nation-state backing.

Cybersecurity incidents may cause disruptions and impact business operations and may result in any of the following: financial losses, interference with a Fund's ability to calculate its NAV, disclosure of confidential information, impediments to trading, submission of erroneous trades or erroneous creation or redemption orders, the inability of a Fund or its service providers to transact business, violations

of applicable privacy and other laws, regulatory fines, penalties, reputational damage, reimbursement or other compensation costs, and other legal and compliance expenses. In addition, cyber incidents may render records of Fund assets and transactions, shareholder ownership of Fund shares, and other data integral to a Fund's functioning inaccessible, inaccurate or incomplete. A Fund may incur substantial costs in order to resolve or prevent cyber incidents.

Each Fund has established business continuity plans in the event of, and risk management systems to prevent, cyber incidents. However, there are inherent limitations in such plans and systems, including the possibility that certain risks have not been identified, that prevention and remediation efforts will not be successful or that cyber incidents will go undetected. Furthermore, a Fund cannot control the cybersecurity plans and systems of its service providers, counterparties, and other third parties whose activities affect the Fund. A Fund and its shareholders could be negatively impacted as a result.

Eastern European Economic Risk. An investment in issuers located or operating in Eastern Europe may subject the Fund to legal, regulatory, political, currency, security and economic risks specific to Eastern Europe. Economies of certain Eastern European countries rely heavily on the export of commodities, including oil, gas, and certain metals. As a result, such economies may be impacted by international commodity prices and are particularly vulnerable to global demand for these products. Geopolitical events including armed conflict or war, acts of terrorism, and other instability in certain Eastern European countries may cause uncertainty in their financial markets and adversely affect the performance of the issuers to which the Fund has exposure. The securities markets in some Eastern European countries are substantially smaller and less developed, with less government supervision and regulation of stock exchanges, and may be less liquid and more volatile than securities markets in the U.S. or Western European countries. In addition, investing in securities of issuers located or operating in Eastern Europe may involve:

- The risk of delays in settling portfolio transactions and the risk of loss arising out of the system of share registration and custody used in certain Eastern European countries;
- Risks in connection with the maintenance of the Fund's portfolio securities and cash with foreign sub-custodians and securities depositories, including the risk that appropriate sub-custody arrangements will not be available to the Fund;
- The risk that the Fund's ownership rights in portfolio securities could be lost through fraud or negligence as a result of the fact that ownership in shares of certain Eastern European companies is recorded by the companies themselves and by registrars, rather than a central registration system;
- The risk that the Fund may not be able to pursue claims on behalf of its shareholders because of the system of share registration and custody, and because certain Eastern European banking institutions and registrars are not guaranteed by their respective governments; and
- Risks in connection with Eastern European countries' dependence on the economic health of Western European countries and the EU as a whole.

Other risks related to investing in securities of issuers located or operating in Eastern Europe include: the potential absence of legal structures governing private and foreign investments and private property; the possibility of the loss of all or a substantial portion of the Fund's assets invested in issuers located or operating in Eastern Europe as a result of expropriation; and certain national policies which may restrict the Fund's investment opportunities, including, without limitation, restrictions on investing in issuers or industries deemed sensitive to relevant national interests. In addition, Eastern European securities markets are particularly sensitive to social, political, economic, and currency events that involve Russia and may suffer heavy losses as a result of their trading and investment links to the Russian economy and currency or its neighbors.

Russian Invasion of Ukraine. Russia launched a large-scale invasion of Ukraine on February 24, 2022. The extent and duration of the military action, resulting sanctions and resulting future market disruptions, including declines in its stock markets and the value of the ruble against the U.S. dollar, are impossible to predict, but could be significant. Disruptions caused by Russian military action or other actions (including cyberattacks and espionage) or resulting actual and threatened responses to such activity, including purchasing and financing restrictions, boycotts or changes in consumer or purchaser preferences, sanctions, import and export restrictions, tariffs or cyberattacks on the Russian government, Russian companies or Russian individuals, including politicians, may impact Russia's economy, Russian issuers of securities in which a Fund invests, or the economies of Europe as a whole. Actual and threatened responses to Russian military action may also impact the markets for certain Russian commodities, such as oil and natural gas, as well as other sectors of the Russian economy, and are likely to have collateral impacts on such sectors across Europe and globally.

Energy Companies Risk. The energy sector tends to be closely tied to the economic cycle and can be significantly affected by supply-demand dynamics and volatility in commodity prices. Energy companies also may be adversely affected by exchange rate fluctuations, war or other conflicts, sanctions, import/export controls, depletion of resources, technological advances and labor relations. This sector generally is subject to substantial government regulation, and companies may incur significant costs in complying with environmental and other laws. Policies that promote energy conservation, clean energy or the transition to low carbon alternatives also may affect the performance of energy companies.

Energy companies may depend on a relatively small number of customers, including governmental entities and utilities. The exploration and production of energy sources and the development of energy infrastructure often require significant capital expenditures, and companies may face high interest costs and difficulty in raising capital. Energy companies also may face challenges from operating in countries with a history of adverse policies or events, such as expropriation, confiscation of assets, corruption, political instability and social unrest. The

operations of energy companies may be disrupted by events that target or damage energy infrastructure, including cyber or other attacks, accidents and natural disasters. Energy companies are at risk of liability for environmental harm and other types of damages.

The energy sector may experience significant market volatility. For example, Russia's large-scale invasion of Ukraine in 2022 led to disruptions and increased volatility in the energy and commodity futures markets due to actual and potential disruptions in the supply and demand for certain commodities, including oil and natural gas. The U.S. and other actors have imposed various sanctions and restrictions on business dealings with Russia, which include restrictions on imports of oil, natural gas and coal. It is impossible to predict the effect of current or future sanctions and restrictions, the extent and duration of the conflict, and associated disruptions in the energy sector. The effect of these events or any related developments could be significant and may have a severe adverse effect on a Fund's performance.

Equity Securities Risk. Equity securities are subject to changes in value due to general market or economic conditions, perceptions about the markets in which issuers participate or a number of factors relating to a specific issuer. Investments in equity securities may be more volatile than investments in other asset classes. Equity securities (both common and preferred stock) are subordinated to debt securities in a company's capital structure, and so equity holders are generally subject to more risks, particularly in the event of an issuer's bankruptcy. Common stock has the lowest priority and the greatest risks, including with respect to dividends and any liquidation payments.

Financial Companies Risk. Financial services companies are subject to extensive governmental regulation and intervention, which may change frequently and may adversely affect their profitability, the scope of their activities, the prices they can charge, the amount of capital and liquid assets they must maintain and their size, among other things. Financial services companies also may be significantly affected by, among other things, interest rates, economic conditions, credit rating downgrades, adverse public perception and exposure concentration. Increased risk-taking by financial companies may result in greater overall risk in the global financial sector. Certain events may cause an unusually high degree of volatility in financial markets and pose the risk of large losses for financial services companies.

Financial companies frequently operate with substantial financial leverage and are exposed directly to the credit risk of their borrowers and counterparties, which also may be leveraged to an unknown degree. Financial companies may have significant exposure to the same borrowers and counterparties; as a result, a borrower's or counterparty's inability to meet its obligations to one company may affect other financial companies with exposure to the same borrower or counterparty. This interconnectedness of risk may result in significant negative impacts to companies with direct exposure to the defaulting counterparty as well as adverse cascading effects in the markets and the financial sector generally.

Geographic and Security Risks. Issuers in a Fund's portfolio may be located in, or otherwise connected to, parts of the world affected by natural disasters, such as severe heat, earthquakes, tornadoes, volcanic eruptions, wildfires, droughts, floods, hurricanes and tsunamis. In addition, issuers may be impacted by security concerns with respect to a country or region, such as war and other types of conflict, terrorism, strained international relations and territorial disputes. Any of these events may adversely affect the issuers, markets and economies to which a Fund is exposed, which may adversely affect the value of the Fund.

Healthcare Companies Risk. The profitability of healthcare companies may be adversely affected by the following factors, among others: extensive government regulations, restrictions on government reimbursement for medical expenses, rising costs of medical products and services, pricing pressure, a limited number of products, labor shortages, supply chain issues and industry innovation. Many new products in the healthcare sector entail significant research and development and require regulatory approval, all of which may be long and costly, and such efforts ultimately may be unsuccessful. Many healthcare companies depend heavily on obtaining and defending patents, which can be costly, and may be adversely affected by the expiration of patents. Healthcare companies also are subject to extensive litigation based on product liability and similar claims.

Illiquid Investments Risk. An illiquid investment is any investment that a Fund reasonably expects cannot be sold or disposed of in current market conditions in seven calendar days or less without significantly changing the market value of the investment. An investment may be illiquid due to, among other things, fewer participants or less capacity to make a market in the investment, the lack of an active market for the investment, capital controls, delays or limits on repatriation of local currency, and the insolvency of local governments. To the extent that a Fund invests in securities or other assets with substantial market and/or credit risk, the Fund will tend to have increased exposure to the risks associated with illiquid investments. Illiquid investments may be harder to value, especially in changing markets.

Liquid investments may become illiquid after purchase by a Fund, particularly during periods of market turmoil. There can be no assurance that a security or other asset that is deemed to be liquid when purchased will continue to be liquid for as long as it is held by a Fund, and any security or other asset held by a Fund may be deemed an illiquid investment pursuant to the Fund's liquidity risk management program.

Holdings of illiquid investments may reduce a Fund's returns because the Fund may be unable to transact at advantageous times or prices. If a Fund is forced to sell underlying investments at reduced prices or under unfavorable conditions to meet redemption requests or for other cash needs, the Fund may suffer a loss. This may be magnified in a rising interest rate environment or other circumstances where redemptions of Fund shares may be greater than normal. If other market participants attempt to liquidate holdings at the same time as a Fund, this will lead to an increased supply of the Fund's underlying investments in the market and contribute to greater illiquid investments risk and downward pricing pressure. In addition, if a Fund is limited in its ability to sell illiquid investments during periods when shareholders are redeeming their shares, the Fund will need to sell liquid securities to meet redemption requests, and illiquid securities will become a larger portion of the Fund's holdings. During periods of market volatility, liquidity in the market for a Fund's shares may be impacted by the liquidity in the market for the underlying securities or other assets held by the Fund, which could lead to the Fund's shares trading at a premium or discount to the Fund's NAV.

Index-Related Risk. A Fund that tracks an Underlying Index seeks to achieve a return that corresponds generally to the price and yield performance, before fees and expenses, of its Underlying Index as published by the Index Provider. There is no assurance that the Index Provider or its agents will construct or calculate the Underlying Index accurately. While the Index Provider describes what the Underlying Index is designed to achieve, neither the Index Provider nor its agents provide any warranty or accept any liability regarding the quality, accuracy or completeness of the Underlying Index or its related data, and they do not guarantee that the Underlying Index will be in line with the Index Provider's methodology. BFA also does not provide any warranty or guarantee against the Index Provider's or any agent's errors.

The Index Provider may rely on various sources of information to assess the criteria of components of the Underlying Index, including information that may be based on assumptions and estimates. Neither a Fund nor BFA can offer assurances that the Index Provider's methodology or sources of information will provide an accurate assessment of included components or will result in the Fund meeting its investment objective. Errors in index data, index computations or the construction of an Underlying Index in accordance with its methodology may occur, and the Index Provider may not identify or correct them promptly or at all, particularly for indexes that are less commonly used as benchmarks. In addition, there may be heightened risks associated with the adequacy and reliability of information about emerging markets constituents, as such markets may have less information available or less regulatory oversight. Errors related to an Underlying Index may negatively or positively impact a Fund and its shareholders. For example, if the Underlying Index contains incorrect constituents, the Fund will have exposure to such constituents and will be underexposed to the Underlying Index's other constituents. Shareholders should understand that any gains from an Index Provider's errors will be kept by the Fund and its shareholders and any losses or costs from such errors will be borne by the Fund and its shareholders.

Unusual market conditions or other unforeseen circumstances (such as natural disasters, political unrest or war) may impact an Index Provider or a third-party data provider and could cause the Index Provider to postpone a scheduled rebalance to an Underlying Index. This could cause the Underlying Index to vary from its normal or expected composition. If a scheduled rebalance is postponed, index constituents that would otherwise be removed at the rebalance (due to, for example, changes in market capitalization or issuer credit ratings) may remain, causing the performance and constituents of the Underlying Index to vary from those expected under normal conditions. In addition, to the extent circumstances evolve between periodic index reviews and reconstitutions, an Underlying Index may include constituents that do not align with its objective or selection criteria, and the Fund tracking the Underlying Index may be similarly affected.

In addition to scheduled rebalances, an Index Provider or its agents may carry out ad hoc index rebalances due to reaching certain weighting constraints, unusual market conditions, corporate events, or corrections of errors. The relevant Fund will in turn rebalance its portfolio to attempt to increase the correlation between the portfolio and the Underlying Index. The Fund and its shareholders will directly bear any transaction costs and market exposure from such portfolio rebalancing. Therefore, index-related errors and ad hoc rebalances may increase a Fund's costs and tracking error.

Industrial Companies Risk. Industrial companies face a number of risks, including supply chain and distribution disruptions, business interruptions, third-party vendor risks, cyber attacks, trade disputes, product recalls, liability and environmental damage claims, scarcity of materials or parts, excess capacity, changes in consumer preferences, and volatility in commodity prices and currencies. The products of industrial companies may face obsolescence due to technological developments and new product introduction. Furthermore, changes in trade restrictions and tariffs as well as broader geopolitical developments could adversely affect industrial companies. These companies also may be significantly affected by domestic and international economic conditions, legislative and regulatory changes, and labor relations. Industrial companies may depend on public or private sector financing, which may become difficult to obtain due to government spending constraints or reduced availability of capital. Such companies may be unable to protect their intellectual property rights or may be liable for infringing the intellectual property rights of others.

Issuers with high carbon intensity or high switching costs associated with the transition to low carbon alternatives may be more impacted by climate transition risks. There may be increased impact on a Fund's performance to the extent that its investments are concentrated in locations that are more susceptible to adverse physical events.

Issuer Risk. The performance of a Fund depends on the performance of individual securities or other assets to which the Fund has exposure. The value of securities or other assets may decline, or perform differently from the market as a whole, due to changes in the financial condition or credit rating of the issuer or counterparty.

Lack of Natural Resources Risk. Except for its coal, which is no longer economical to exploit, Belgium has virtually no natural resources. Belgium is reliant on imports for its commodity needs. Any fluctuations or shortages in the commodity markets could have a negative impact on the Belgian economy. Switzerland has a dearth of natural resources. The country is dependent upon imports for raw materials and its ability to produce the range of goods and services available in the country. Any fluctuations or shortages in the commodity markets could have a negative impact on the Swiss economy.

Large-Capitalization Companies Risk. Large-capitalization companies may be less able than smaller-capitalization companies to adapt to changing market conditions and competitive challenges. Large-capitalization companies may be more mature and subject to more limited growth potential compared with smaller-capitalization companies. The performance of large-capitalization companies could trail the overall performance of the broader securities markets.

Large Shareholder and Large-Scale Redemption Risk. Certain shareholders of a Fund, including an Authorized Participant, a third-party investor, the Fund's adviser, an affiliate of the Fund's adviser, a market maker, or another entity, may from time to time own or manage a substantial amount of Fund shares or may hold their investment in the Fund for a limited period of time. These shareholders may also pledge

or loan Fund shares (to secure financing or otherwise), which may result in the shares becoming concentrated in another party. There can be no assurance that any large shareholder or large group of shareholders would not redeem their investment or that the size of a Fund would be maintained. Redemptions of a large number of Fund shares may adversely affect a Fund's liquidity and net assets. To the extent a Fund permits redemptions in cash, these redemptions may force the Fund to sell portfolio securities or other assets when it might not otherwise do so, which may negatively impact the Fund's NAV, have a material effect on the market price of Fund shares, increase the Fund's brokerage costs, accelerate the realization of taxable income and/or capital gains, and cause the Fund to make taxable distributions to its shareholders earlier than the Fund otherwise would have. In addition, under certain circumstances, non-redeeming shareholders may be treated as receiving a disproportionately large taxable distribution during or with respect to such tax year. A Fund also may be required to sell its more liquid investments to meet a large redemption, in which case the Fund's remaining assets may be less liquid, more volatile, and more difficult to price.

To the extent these large shareholders transact in Fund shares on the secondary market, such transactions may account for a large percentage of the trading volume for Fund shares and may, therefore, have a material upward or downward effect on the market price of the shares. In addition, large purchases of Fund shares may adversely affect the Fund's performance to the extent that the Fund is delayed in investing new cash and is required to maintain a larger cash position than it ordinarily would, diluting its investment returns.

Management Risk. An index Fund invests in securities or other assets included in, or representative of, its Underlying Index, regardless of their investment merits. Such a Fund may be affected by a general decline in market segments related to its Underlying Index, and BFA generally does not attempt to invest the Fund's assets in defensive positions under any market conditions, including declining markets. Market disruptions and regulatory restrictions could have an adverse effect on a Fund's ability to adjust its exposure to the required levels in order to track its Underlying Index. Because BFA uses a representative sampling indexing strategy, a Fund will not fully replicate its Underlying Index and may hold securities or other assets not included in the Underlying Index. As a result, a Fund is subject to the risk that BFA's investment strategy, whose implementation is subject to a number of constraints, may not produce the intended results. There is no guarantee that a Fund's investment results will have a high degree of correlation to those of its Underlying Index or that a Fund will achieve its investment objective.

Market Risk. A Fund could lose money over short periods due to short-term market movements and over longer periods during more prolonged market downturns. The value of a financial instrument or other asset may decline due to changes in general market conditions, economic trends or events that are not specifically related to the particular instrument or asset, or factors that affect one or more issuers, counterparties, exchanges, countries or other geographic units, markets, industries, or asset classes. Local, regional or global events such as war, acts of terrorism, pandemics or other public health issues, recessions, the prospect or occurrence of a sovereign default or other financial crisis, or other events could have a significant impact on a Fund and its investments and could result in increased premiums or discounts to a Fund's NAV. Changes in market and economic conditions generally do not have the same impact on all types of instruments and assets.

Market Trading Risk. A Fund faces numerous market trading risks, any of which may lead to its shares trading in the secondary market at a premium or discount to NAV or to the intraday value of the Fund's portfolio holdings. If you buy Fund shares at a time when the market price is at a premium to NAV or sell Fund shares at a time when the market price is at a discount to the NAV, you may pay significantly more or receive significantly less than the underlying value of the Fund shares.

Absence of an Active Primary Market. Although Fund shares are listed for trading on one or more stock exchanges, there can be no assurance that an active primary trading market for Fund shares will develop or be maintained by market makers or Authorized Participants.

Secondary Listing Risks. A Fund's shares may be listed or traded on U.S. and non-U.S. stock exchanges other than the U.S. stock exchange where the Fund's primary listing is maintained. Fund shares also may be available to non-U.S. investors through funds or structured investment vehicles similar to depositary receipts. There can be no assurance that a Fund's shares will continue to trade on any such stock exchange or in any market or that a Fund's shares will continue to meet the requirements for exchange listing or market trading. A Fund's shares may be less actively traded in certain markets than in others, and investors are subject to the execution and settlement risks and market standards of the market where they or their broker direct their trades for execution. Certain information that is available to investors who trade Fund shares on a U.S. stock exchange during regular U.S. market hours may not be available to investors who trade in other markets, which may result in secondary market prices in such markets being less efficient.

Secondary Market Trading Risk. Shares of a Fund may trade in the secondary market at times when the Fund does not accept orders to create or redeem shares. At such times, shares may trade in the secondary market with more significant premiums or discounts to NAV than might be experienced at times when the Fund accepts creation and redemption orders. Securities held by a Fund may be traded in markets that close at a different time than an exchange on which Fund shares are traded. Liquidity in those securities may be reduced after the applicable closing time. As a result, during the time when the exchange is open but after the applicable market closing, fixing or settlement time, there may be wider bid/ask spreads on the exchange and a greater premium or discount to NAV.

In stressed market conditions, the market for a Fund's shares may become less liquid in response to deteriorating liquidity in the markets for the Fund's portfolio holdings, and an investor may be unable to sell their Fund shares.

Secondary market trading in Fund shares may be halted by a stock exchange because of market conditions or for other reasons. In times of extraordinary market volatility, Fund shares may be subject to trading halts pursuant to "circuit breaker" rules of a stock exchange or market. If there is a trading halt or unanticipated closure of an exchange or market, an investor may be unable to purchase or sell Fund shares. In

addition, if trading in certain securities or financial instruments is restricted, this may disrupt a Fund's creation/redemption process, affect the price at which Fund shares trade in the secondary market, and result in a Fund being unable to trade certain securities or financial instruments. In such circumstances, a Fund may be unable to rebalance its portfolio or accurately price its portfolio holdings and may incur substantial trading losses.

Shares of a Fund, similar to shares of other issuers listed on a stock exchange, may be sold short and are therefore subject to the risk of increased volatility and price decreases associated with being sold short. In addition, trading activity in derivative products based on a Fund may lead to increased trading volume and volatility in the secondary market for the shares of the Fund.

Fund Shares May Trade at Prices Other Than NAV. Shares of a Fund trade on stock exchanges at prices at, above or below the Fund's most recent NAV. A Fund's NAV is calculated at the end of each business day and fluctuates with changes in the market value of the Fund's portfolio holdings. The trading price of a Fund's shares fluctuates throughout trading hours based on both market supply of and demand for Fund shares and the underlying value of the Fund's portfolio holdings or NAV. As a result, the trading prices of a Fund's shares may deviate significantly from NAV during times of market volatility, significant redemption requests, or other unusual market conditions

However, because Fund shares can be created and redeemed in Creation Units at NAV, BFA believes that large discounts or premiums to a Fund's NAV are not likely to be sustained over the long term (unlike shares of many closed-end funds, which frequently trade at appreciable discounts from, and sometimes at premiums to, their NAVs). While the creation/redemption feature is designed to make it more likely that a Fund's shares normally will trade on stock exchanges at prices close to the Fund's next calculated NAV, exchange prices are not expected to correlate exactly with the Fund's NAV due to timing reasons, supply and demand imbalances and other factors. In addition, disruptions to creations and redemptions, including disruptions at market makers, Authorized Participants, or other market participants, and during periods of significant market volatility, may result in trading prices for shares of a Fund that differ significantly from its NAV. Authorized Participants may be less willing to create or redeem a Fund's shares if there is a lack of an active market for such shares or the Fund's underlying investments, which may contribute to the Fund's shares trading at a premium or discount to NAV.

Costs of Buying or Selling Fund Shares. Buying or selling Fund shares on an exchange involves two types of costs that apply to all securities transactions. When buying or selling Fund shares through a broker, you will likely incur a brokerage commission and other charges. In addition, you may incur the cost of the "spread," which is the difference between what investors are willing to pay for Fund shares (the "bid" price) and the price at which they are willing to sell Fund shares (the "ask" price). The spread varies over time for Fund shares based on trading volume and market liquidity. It is generally narrower if a Fund has more trading volume and market liquidity and wider if a Fund has less trading volume and market liquidity. Increased market volatility also may cause wider spreads. In addition, there may be regulatory and other charges that are incurred as a result of trading activity. Because of the costs inherent in buying or selling Fund shares, frequent trading may detract significantly from investment results, and an investment in Fund shares may not be advisable for investors who anticipate regularly making small investments through a brokerage account.

Materials Companies Risk. The materials sector tends to be closely tied to the economic cycle and can be significantly affected by supply-demand dynamics. Materials companies may be adversely affected by commodity price volatility, exchange rate fluctuations, social and political unrest, war, import and export controls, supply chain disruption, increased competition, depletion of resources, technical advances, labor relations, litigation and government regulations, among other factors. Materials companies are at risk of liability for environmental damage and product liability claims and may incur significant costs in complying with environmental laws.

Mid-Capitalization Companies Risk. Investments in mid-capitalization companies may be riskier, less liquid, more volatile and more susceptible to economic, market and industry changes than investments in large-capitalization companies. Mid-capitalization companies may have more limited product lines, markets, financial resources and management experience. As a result, they generally are more vulnerable than large-capitalization companies to adverse business and economic developments. Mid-capitalization companies may have a shorter business track record, with relatively less information available to investors. The securities of mid-sized companies may trade less frequently and in smaller volumes than the securities of larger companies.

Middle Eastern Economic Risk. Many Middle Eastern countries have little or no democratic tradition, and the political and legal systems in such countries may adversely impact the companies in which the Fund invests and, as a result, the value of the Fund. Middle Eastern governments have exercised and continue to exercise substantial influence over many aspects of the private sector. Many economies in the Middle East are highly reliant on income from the sale of oil and natural gas or trade with countries involved in the sale of oil and natural gas, and their economies are therefore vulnerable to changes in the market for oil and natural gas and foreign currency values. As global demand for oil and natural gas fluctuates, many Middle Eastern economies may be significantly impacted. A sustained decrease in commodity prices could have a significant negative impact on all aspects of the economy in the region. Middle Eastern economies may be subject to acts of terrorism, political strife, religious, ethnic or socioeconomic unrest and sudden outbreaks of hostilities with neighboring countries.

Certain Middle Eastern countries have strained relations with other Middle Eastern countries due to territorial disputes, historical animosities, international alliances, religious tensions or defense concerns, which may adversely affect the economies of these countries. Certain Middle Eastern countries experience significant unemployment, as well as widespread underemployment.

Many Middle Eastern countries periodically have experienced political, economic and social unrest as protestors have called for widespread reform. Some of these protests have resulted in a governmental regime change, internal conflict or civil war. If further regime changes were to occur, internal conflict were to intensify, or a civil war were to continue in any of these countries, such instability could adversely affect the economies of Middle Eastern countries in which the Fund invests and could decrease the value of the Fund's investments.

National Closed Market Trading Risk. To the extent that securities or other assets held by a Fund trade on foreign exchanges or in foreign markets that may be closed when the securities exchange on which the Fund's shares trade is open, there are likely to be deviations between such asset's current price and its last quoted price (*i.e.*, the quote from the closed foreign market to the Fund). The impact of a closed foreign market on a Fund is likely to be greater where a large portion of the Fund's holdings trade on a closed foreign market or when a foreign market is closed for unscheduled reasons. These deviations could result in premiums or discounts to a Fund's NAV that may be greater than those experienced by other funds.

Non-Diversification Risk. A Fund that is classified as "non-diversified" may invest a greater percentage of its assets in securities or other instruments representing a small number of issuers or counterparties, compared with funds that are classified as "diversified." A non-diversified Fund thus may be more susceptible to the risks associated with these particular issuers or counterparties. The gains and losses on such holdings may have a greater impact on a non-diversified Fund's performance than they would on the performance of a diversified Fund, and a non-diversified Fund's NAV may be more volatile.

Non-U.S. Securities Risk. Securities issued by non-U.S. issuers (including depositary receipts) are subject to different legal, regulatory, political, economic, and market risks than securities issued by U.S. issuers. To the extent that a Fund makes investments in a limited number of countries, events in those countries will have a more significant impact on the Fund. The risks of investing in non-U.S. securities include the following, any of which may have an adverse impact on a Fund:

- Less liquid markets, which may make valuing securities more difficult;
- Greater market volatility;
- Government intervention in issuers' operations or structure;
- Government expropriation or nationalization of assets;
- Exchange rate fluctuations and exchange controls;
- Limitations on foreign ownership of securities;
- Imposition of withholding or other taxes;
- Restrictions on the repatriation of capital;
- Higher transaction and custody costs;
- Foreign market trading hours, different clearing and settlement procedures, and holiday schedules, which may limit a Fund's ability to engage in portfolio transactions;
- Less regulation of the securities and other financial markets;
- Less availability of public information about issuers;
- Weaker accounting, audit, disclosure and financial reporting requirements and the risk of being delisted from U.S. exchanges;
- Difficulties in enforcing contractual obligations; and
- Legal principals relating to corporate governance, directors' fiduciary duties and liabilities, and shareholder rights that are less robust than those that apply in the U.S.

Withholding Tax Reclaims Risk. A Fund that holds non-U.S. securities may file claims to recover withholding tax on dividend and interest income (if any) received from issuers in certain countries where such withholding tax reclaim is possible. Whether or when a Fund will receive a withholding tax refund is within the control of the tax authorities in such countries. Where a Fund expects to recover withholding tax based on a continuous assessment of the probability of recovery, the Fund's NAV generally includes accruals for such tax refunds. Funds continue to evaluate tax developments for potential impact to the probability of recovery. If the likelihood of receiving a tax refund materially decreases, such as due to a change in tax regulation or approach, accruals in a Fund's NAV for such refunds may be written down partially or in full, which will adversely affect the Fund's NAV. Investors in a Fund at the time when an accrual is written down will bear the impact of any resulting reduction in NAV regardless of whether they were investors during the accrual period. Conversely, if a Fund receives a tax refund that was not previously accrued, investors in the Fund at the time the claim is successful will benefit from any resulting increase in the Fund's NAV. Investors who sold their shares prior to such time will not benefit from any such NAV increase.

North American Economic Risk. A decrease in imports or exports, changes in trade regulations or an economic recession in any North American country can have a significant economic effect on the entire North American region and on some or all of the North American countries in which the Fund invests.

The U.S. is Canada's and Mexico's largest trading and investment partner. The Canadian and Mexican economies are significantly affected by developments in the U.S. economy. Since the implementation of the North American Free Trade Agreement ("NAFTA") in 1994 among Canada, the U.S. and Mexico, total merchandise trade among the three countries has increased. However, political developments including the implementation of tariffs by the U.S. and the renegotiation of NAFTA in the form of the United States-Mexico-Canada Agreement ("USMCA"), which replaced NAFTA on July 1, 2020, could negatively affect North America's economic outlook and, as a result, the value of securities held by a Fund. Policy and legislative changes in one country may have a significant effect on North American markets generally, as well as on the value of certain securities held by a Fund.

Operational Risk. Each Fund is exposed to operational risks arising from a number of factors, including, but not limited to, human error, processing and communication errors, errors of the Fund's service providers, counterparties or other third parties, failed or inadequate

processes and technology or systems failures. Each Fund and BFA seek to reduce these operational risks through controls and procedures. However, these measures do not address every possible risk and may be inadequate to address significant operational risks.

Real Estate Companies Risk. Real estate companies, which include real estate investment trusts, real estate holding and operating companies, and real estate management or development companies, expose investors to the risks of owning real estate directly as well as to the risks from the way that such companies operate. Real estate companies and property values may be adversely affected by regulations and other governmental actions, including tax increases, zoning changes and other usage restrictions, environmental regulations, regulatory limitations on rent or eviction, and eminent domain.

Real estate is highly sensitive to general and local economic conditions and can be subject to intense competition and periodic overbuilding. Real estate companies may own a limited number of properties and concentrate their investments in a particular geographic region, industry or property type. Economic downturns or other adverse events (e.g., natural disasters) that affect a particular region, industry or property type may lead to decreases in property values, leasing declines and defaults by borrowers or tenants. In the event of a default, a real estate company may experience substantial delays and costs in enforcing its rights with respect to the property and protecting its investment. In addition, because real estate is relatively illiquid, a company may be constrained in its ability to diversify or liquidate its investments in response to economic conditions or other events.

Real estate companies may depend on the management skills of a few key individuals and may have limited financial resources. They may be highly leveraged, which can magnify losses, and interest rate increases can make it difficult for them, as well as borrowers and tenants, to obtain debt financing and meet payment obligations. Declining interest rates could result in increased prepayment on loans and require redeployment of capital in less desirable investments.

Certain real estate companies, such as REITs, could fail to qualify for favorable tax or regulatory treatment, which could produce adverse economic consequences for the company and its investors, including a Fund.

Reliance on Trading Partners Risk. The economies of some countries or regions depend on trading with certain key trading partners. A reduction in spending on the products and services of these countries or regions, the institution of tariffs or other trade barriers by a key trading partner or a slowdown in the economy of a key trading partner may cause an adverse impact on the economies of such countries or regions and may negatively impact the performance of a Fund with exposure to those countries or regions.

Risk of Investing in Austria. Investments in Austrian issuers will subject the Fund to legal, regulatory, political, currency, security, and economic risk specific to Austria. The Austrian economy, along with certain other EU economies, has from time to time experienced significant financial market volatility and economic adversity, and certain Austrian banks required government support in order to avoid potential insolvency and wider regional contagion. In addition, the Austrian banking sector has significant exposure to Central and Eastern Europe. Eastern European markets remain relatively undeveloped and can be particularly sensitive to political and economic developments, and adverse events in these Eastern European countries may greatly impact the Austrian economy.

Risk of Investing in Belgium. Investments in Belgian issuers will subject the Fund to legal, regulatory, political, currency, security, and economic risk specific to Belgium. Although Belgium has few natural resources and imports substantial amounts of raw materials, it has an established industrial sector, which is responsible for exporting a large volume of finished goods to other European countries. Belgium relies heavily on trade with key trading partners. Most of Belgium's trade is with fellow EU members. The Belgian economy, along with certain other EU economies, has from time to time experienced financial market volatility and significant economic adversity. Certain banks required government support in order to avoid potential insolvency. As a result, certain EU economies have experienced significant deterioration in market confidence during periods of economic adversity.

Risk of Investing in Canada. The U.S. is Canada's largest trading and investment partner, and the Canadian economy is significantly affected by developments in the U.S. economy. Since the implementation of NAFTA in 1994 among Canada, the U.S. and Mexico, total two-way merchandise trade between the U.S. and Canada has significantly increased. However, political developments, including the implementation of tariffs by the U.S. and the renegotiation of NAFTA in the form of the USMCA, which replaced NAFTA on July 1, 2020, could have an adverse impact on the Canadian economy. Any downturn in U.S. or Mexican economic activity is likely to have an adverse impact on the Canadian economy. The Canadian economy is also dependent upon trade with other key trading partners, including China. In addition, Canada is a large supplier of natural resources (e.g., oil, natural gas and agricultural products). As a result, the Canadian economy is sensitive to fluctuations in certain commodity prices.

Risk of Investing in Developed Countries. Investment in developed country issuers will subject the Fund to legal, regulatory, political, currency, security, economic and other risks associated with developed countries. Developed countries generally tend to rely on services sectors (e.g., the financial services sector) as the primary means of economic growth. A prolonged slowdown in one or more services sectors is likely to have a negative impact on economies of certain developed countries, although economies of individual developed countries can be impacted by slowdowns in other sectors. In the past, certain developed countries have been targets of terrorism, and some geographic areas in which the Fund invests have experienced strained international relations due to territorial disputes, historical animosities, defense concerns and other security concerns. These situations may cause uncertainty in the financial markets in these countries or geographic areas and may adversely affect the performance of the issuers to which the Fund has exposure. Heavy regulation of certain markets, including labor and product markets, may have an adverse effect on certain issuers. Such regulations may negatively affect economic growth

or cause prolonged periods of recession. Many developed countries are heavily indebted and face rising healthcare and retirement expenses. In addition, price fluctuations of certain commodities and regulations impacting the import of commodities may negatively affect developed country economies.

Risk of Investing in Europe. The Fund is more exposed to the economic and political risks of Europe and of the European countries in which it invests than are funds whose investments are more geographically diversified. Adverse economic and political events in Europe may cause the Fund's investments to decline in value. The economies and markets of European countries are often closely connected and interdependent, and events in one country in Europe can have an adverse impact on other European countries. The Fund makes investments in securities of issuers that are domiciled in, have significant operations in, or that are listed on at least one securities exchange within member states of the EU. The EU requires compliance by member states with restrictions on inflation rates, deficits, interest rates and debt levels, as well as fiscal and monetary controls, each of which may significantly affect every country in Europe, including those countries that are not members of the EU. Changes in imports or exports, changes in governmental or EU regulations on trade, changes in the exchange rate of the euro (the common currency of certain EU countries), the default or threat of default by an EU member state on its sovereign debt, or an economic recession in an EU member state may have a significant adverse effect on the economies of other EU member states and their trading partners. The European financial markets have experienced volatility and adverse trends in years past due to concerns about economic downturns or rising government debt levels in several European countries, including, but not limited to, Austria, Belgium, Cyprus, France, Greece, Ireland, Italy, Portugal, Spain and Ukraine. These events have and may in the future adversely affect the exchange rate of the euro and may significantly affect other European countries.

Responses to financial problems by European governments, central banks and others, including austerity measures and reforms, may not produce the desired results, may result in social unrest, may limit future growth and economic recovery or may have other unintended consequences. Further defaults or restructurings by governments and other entities of their debt could have additional adverse effects on economies, financial markets and asset valuations around the world. In addition, one or more countries may abandon the euro and/or withdraw from the EU. The U.K. left the EU (Brexit) on January 31, 2020. The U.K. and EU have reached an agreement on the terms of their future trading relationship effective January 1, 2021, which principally relates to the trading of goods rather than services, including financial services. Further discussions are to be held between the U.K. and the EU in relation to matters not covered by the trade agreement, such as financial services. The Fund faces risks associated with the potential uncertainty and consequences that may follow Brexit, including with respect to volatility in exchange rates and interest rates. Brexit could adversely affect European or worldwide political, regulatory, economic or market conditions and could contribute to instability in global political institutions, regulatory agencies and financial markets. Brexit has also led to legal uncertainty and could lead to politically divergent national laws and regulations as a new relationship between the U.K. and EU is defined and the U.K. determines which EU laws to replace or replicate. Any of these effects of Brexit could adversely affect any of the companies to which the Fund has exposure and any other assets in which the Fund invests. The political, economic and legal consequences of Brexit are not yet fully known. In the short term, financial markets may experience heightened volatility, particularly those in the U.K. and Europe, but possibly worldwide. The U.K. and Europe may be less stable than they have been in recent years, and investments in the U.K. and the EU may be difficult to value or subject to greater or more frequent volatility. In the longer term, there is likely to be a period of significant political, regulatory and commercial uncertainty as the U.K. continues to negotiate the terms of its future trading relationships.

Certain European countries have also developed increasingly strained relationships with the U.S., and if these relations were to worsen, they could adversely affect European issuers that rely on the U.S. for trade. Secessionist movements, such as the Catalan movement in Spain and the independence movement in Scotland, as well as governmental or other responses to such movements, may also create instability and uncertainty in the region. In addition, the national politics of countries in the EU have been unpredictable and subject to influence by varying political groups and ideologies. The governments of EU countries may be subject to change and such countries may experience social and political unrest. Unanticipated or sudden political or social developments may result in sudden and significant investment losses. The occurrence of terrorist incidents throughout Europe also could impact financial markets. The impact of these events is not clear but could be significant and far-reaching and could adversely affect the value of the Fund. The Fund's investments could be negatively impacted by any economic or political instability in any European country.

Risk of Investing in France. Investment in French issuers subjects the Fund to legal, regulatory, political, currency, security, and economic risks specific to France. Ongoing concerns in relation to the economic health of the EU continue to constrain the economic resilience of certain EU member states, including France. Interest rates on France's debt may rise to levels that make it difficult for it to service high debt levels without significant financial help from, among others, the European Central Bank and could potentially result in default. In addition, the French economy is dependent to a significant extent on the economies of certain key trading partners, including Germany and other Western European countries. A reduction in spending on French products and services or changes in any of the economies may cause economic adversity in France. In addition, France has been subject to acts of terrorism, which has created a climate of insecurity that has been detrimental to tourism and may lead to further adverse economic consequences. The French economy is dependent on exports from the agricultural sector. Leading agricultural exports include dairy products, meat, wine, fruit and vegetables, and fish. As a result, the French economy is susceptible to fluctuations in demand for agricultural products.

Risk of Investing in Germany. Investment in German issuers subjects the Fund to legal, regulatory, political, currency, security, and economic risks specific to Germany. Ongoing concerns in relation to the economic health of the EU continue to constrain the economic resilience of certain EU member states, including Germany. Germany has a large export-reliant manufacturing and industrials sector, and the German economy is dependent to a significant extent on the economies of certain key trading partners, including the Netherlands, China, the U.S., the U.K., France, Italy and other European countries. A reduction in spending on German products and services or a decline in any of

the economies may have an adverse impact on the German economy. In addition, heavy regulation of labor, energy and product markets in Germany may have an adverse impact on German issuers. Such regulations may negatively impact economic growth or cause prolonged periods of recession.

Risk of Investing in Israel. Investment in Israeli issuers involves risks that are specific to Israel including regulatory, political, currency and economic risks. Among other things, Israel's economy depends on imports of certain key items, such as crude oil, natural gas, coal, grains, raw materials, and military equipment. The economy is also dependent upon external trade with other economies, notably the U.S., China, Japan, Canada, the United Kingdom and EU countries. Any reduction in trade flows may have an adverse impact on the Fund's investments. The government of Israel may change the way in which Israeli companies are taxed or may impose taxes on foreign investment. Such actions could have a negative impact on the overall market for Israeli securities and on the Fund.

Israel's relations with the Palestinian Authority and certain neighboring countries such as Lebanon, Syria, Iraq and Iran, among others, have at times been strained due to territorial disputes, historical animosities or security concerns, which may cause uncertainty in the Israeli markets and adversely affect the overall economy.

Terrorist groups, such as Hezbollah, the "Islamic State" and Hamas, operate in close proximity to Israel's borders and frequently threaten Israel with attack. The establishment of fundamentalist Islamic regimes or governments that are hostile to Israel could have serious consequences for the peace and stability of the region, place additional political, economic and military constraints upon Israel, materially adversely affect the operations of Israeli issuers and limit such issuers' ability to sell products abroad. Actual hostilities or the threat of future hostilities may cause significant volatility in the share price of companies based in or having significant operations in Israel.

Risk of Investing in Italy. Investment in Italian issuers subjects the Fund to legal, regulatory, political, currency, and economic risks specific to Italy. Italy's economy is dependent upon trade with other economies, specifically Germany, France, other Western European developed countries and the U.S. As a result, Italy is dependent on the economies of these other countries, and any change in the price or demand for Italy's exports may have an adverse impact on its economy. The Italian economy, along with certain other European economies, has from time to time experienced significant financial market volatility and economic adversity due to concerns about economic downturn, political instability and rising government debt levels. Interest rates on Italy's sovereign debt may rise to levels that may make it difficult for it to service high debt levels without significant financial help from the EU and could potentially lead to default. These events have adversely impacted the Italian economy, causing credit agencies to lower Italy's sovereign debt rating, and could decrease outside investment in Italian companies.

Risk of Investing in Spain. Investment in Spanish issuers involves risks that are specific to Spain, including, legal, regulatory, political, currency, security and economic risks. The Spanish economy, along with certain other EU economies, has from time to time experienced a significant financial market volatility and economic adversity due to concerns about economic downturn, political instability and government debt levels. Interest rates on Spain's sovereign debt may rise to levels that may make it difficult for it to service high debt levels without significant financial help from the EU and could potentially lead to default. In addition, unemployment rates remain high. These factors could adversely impact growth potential of Spanish stocks. In addition, the Spanish government is engaged in a long-running campaign against terrorism. Acts of terrorism on Spanish soil or against Spanish interests abroad may cause uncertainty in the Spanish financial markets and adversely affect the performance of the issuers to which the Fund has exposure. Political tensions and social conflict have escalated as a result of a referendum by Catalonia for independence from Spain. The secessionist movement could have a negative impact on the Spanish economy and a destabilizing effect on the country.

Risk of Investing in Sweden. Investment in Swedish issuers will subject the Fund to legal, regulatory, political, currency, security and economic risks specific to Sweden. Among other things, Sweden's economy is heavily dependent on trading relationships with certain key partners, including the U.S., Germany and other Western European nations. Future changes in the price or the demand for Swedish products or services by these countries or changes in these countries' economies, trade regulations or currency exchange rates could adversely impact the Swedish economy and the issuers to which the Fund has exposure. Many of the developed Western European nations that Sweden trades with are member states of the EU and the European Economic and Monetary Union (the "EMU"). As a result, these member states are dependent on one another economically and politically. While Sweden has not joined the EMU, the Swedish economy is, however, vulnerable to fluctuations in the economies and monetary policies of its trading partners who are members of the EMU. In recent years, Sweden has also struggled with deflationary pressure, resulting in the Swedish Central Bank setting its repurchase agreement, deposit and lending rates near or below zero. Sweden has a generous social welfare system and the level of union membership in Sweden is substantial. These factors can negatively impact the Swedish economy by causing increased government spending, higher production costs and lower productivity, among other things. Sweden's economic challenges also include providing affordable housing and successfully integrating migrants into the labor market.

Risk of Investing in Switzerland. Investment in Swiss issuers will subject the Fund to legal, regulatory, political, currency, security, and economic risks specific to Switzerland. Among other things, Switzerland's economy is heavily dependent on trading relationships with certain key trading partners, including the U.S., U.K., China, France and Germany. Future changes in the price or the demand for Swiss products or services by these countries or changes in these countries' economies, trade regulations or currency exchange rates could adversely impact the Swiss economy and the issuers to which the Fund has exposure. Switzerland's economy relies heavily on the banking sector, and in recent years, Switzerland has responded to increasing pressure from neighboring countries and trading partners to reform its banking secrecy laws. Due to the lack of natural resources, Switzerland is dependent upon imports for raw materials. As a result, any drastic fluctuations in the price of certain raw materials will likely have a significant impact on the Swiss economy.

Risk of Investing in the Netherlands. Investment in Dutch issuers will subject the Fund to regulatory, political, currency, security, and economic risk specific to the Netherlands and the countries that use the euro. Among other things, the Netherlands' economy is heavily dependent on trading relationships with certain key trading partners, including Germany, Belgium, the U.K., France and Italy. Future changes in the price or the demand for Dutch products or services by these countries or changes in these countries' economies, trade regulations or currency exchange rates could adversely impact the Dutch economy and the issuers to which the Fund has exposure. The Dutch economy relies on export of financial services to other European countries. European financial markets have from time to time been adversely affected by fiscal crises in other European nations, including Greece, Ireland, Italy, Portugal and Spain. As a result, the Netherlands may have trouble accessing capital markets and may be forced to pay higher interest rates on its debt than if it did not use the euro as its currency. In addition, the Netherlands may be indirectly exposed to the debt of the aforementioned countries through its banking sector. Any default by a country that uses the euro may therefore have a material adverse effect on the Dutch economy.

Risk of Investing in the U.S. Investing in U.S. issuers involves legal, regulatory, political, currency, security, and economic risks that are specific to the U.S. A decrease in imports or exports, changes in trade regulations, inflation, an economic recession, financial system stress, or political turmoil, among other risks, may have an adverse effect on the U.S. economy and the securities listed on U.S. exchanges. The U.S. is also subject to the risk of natural disasters, such as droughts, earthquakes, fires and floods. U.S. security risks include acts of terrorism, internal unrest and a deterioration in relations between the U.S. and certain countries. Any of these may adversely affect the U.S. economy, financial markets or issuers.

Governmental agencies project that the U.S. will maintain elevated public debt levels for the foreseeable future. Although elevated debt levels do not necessarily indicate or cause economic problems, the costs of servicing such debt may constrain future economic growth. Circumstances could arise that could prevent the timely payment of interest or principal on U.S. government debt, such as reaching the legislative "debt ceiling." Such non-payment would result in substantial negative consequences for the U.S. economy and the global financial system.

Securities Lending Risk. A Fund may engage in securities lending. Securities lending involves the risk that a Fund may lose money because the borrower of the loaned securities fails to return the securities in a timely manner or at all. A Fund could also lose money in the event of a decline in the value of collateral provided for loaned securities or a decline in the value of any investments made with cash collateral. These events could also trigger adverse tax consequences for a Fund.

Small-Capitalization Companies Risk. Investments in small-capitalization companies may be riskier, less liquid, more volatile and more susceptible to economic, market and industry changes than investments in large- or mid-capitalization companies. Small-capitalization companies may have more limited product lines, markets, financial resources, personnel and management experience. As a result, they generally are more vulnerable than larger companies to adverse business and economic developments. Small-capitalization companies may have a short business track record, with relatively less information available to investors. The securities of smaller companies may trade less frequently and in lower volumes than the securities of larger companies. Some securities of smaller issuers may be illiquid or restricted as to resale, and their values may have significant volatility. A Fund may be unable to liquidate its positions in such securities at any time, or at a favorable price, in order to meet the Fund's obligations.

Small Fund Risk. When a Fund's size is small, the Fund may experience low trading volume and wide bid/ask spreads. In addition, a Fund may face the risk of being delisted if it does not meet certain requirements set by the listing exchange. If a Fund were required to delist from the listing exchange, the Fund's value may rapidly decline and its performance may be negatively impacted. Any resulting liquidation of the Fund could lead to elevated transaction costs for the Fund and negative tax consequences for its shareholders.

Sustainability Risk. Sustainability risk is an inclusive term to designate investment risk (probability or uncertainty of occurrence of material losses relative to the expected return of an investment) that relates to environmental, social or governance issues.

Sustainability risk around environmental issues includes, but is not limited to, climate risk, both physical and transition risk. Physical risk arises from the physical effects of climate change, acute or chronic. For example, frequent and severe climate-related events can impact products and services and supply chains. Transition risk – whether policy, technology, market or reputation risk – arises from the adjustment to a low-carbon economy in order to mitigate climate change. Risks related to social issues can include, but are not limited to, labor rights and community relations. Governance-related risks can include but are not limited to risks around board independence, ownership and control, and audit and tax management. These risks can impact an issuer's operational effectiveness and resilience as well as its public perception and reputation, affecting its profitability and, in turn, its capital growth and ultimately impacting the value of holdings in a Fund.

These are only examples of sustainability risk factors, and sustainability risk factors do not solely determine the risk profile of the investment. The relevance, severity, materiality and time horizon of sustainability risk factors and other risks can differ significantly across Funds.

Sustainability risk can manifest itself through different existing risk types including, but not limited to, market, liquidity, concentration, credit and asset-liability mismatch risk. For example, a Fund may invest in the securities of an issuer that could face potentially reduced revenues or increased expenditures from physical climate risk (e.g., decreased production capacity due to supply chain perturbations, lower sales due to demand shocks or higher operating or capital costs) or transition risk (e.g., decreased demand for carbon-intensive products and services or increased production costs due to changing input prices). As a result, sustainability risk factors may have a material impact on an investment, may increase volatility, may affect liquidity and may have an adverse impact on the value of shares of a Fund.

The impact of those risks may be higher for Funds with particular sectoral or geographic concentrations. For example, Funds with geographic concentration in locations susceptible to adverse weather conditions where the value of the investments in the Funds may be more susceptible to adverse physical climate events, or Funds with specific sectoral concentrations, such as investing in industries or issuers with high carbon intensity or high switching costs associated with the transition to low carbon alternatives, may be more impacted by climate transition risks.

All or a combination of these factors may have an unpredictable impact on a Fund's investments. Under normal market conditions, such events could have a material impact on the value of shares of a Fund.

Assessments of sustainability risk are specific to the asset class and to a fund's investment objective. Different asset classes require different data and tools to apply heightened scrutiny, assess materiality, and make meaningful differentiation among issuers and assets. To the extent consistent with a Fund's investment objective, risks are considered and risk managed concurrently, by prioritizing in part based on materiality and on the Fund's objective.

The impacts of sustainability risk are likely to develop over time, and new sustainability risks may be identified as further data and information regarding sustainability factors and impacts become available.

Technology Companies Risk. Technology companies and companies that rely heavily on technological advances may have limited product lines, markets, financial resources and personnel. These companies may face rapid product obsolescence as well as unexpected risks and costs related to new product introduction and technological developments, such as artificial intelligence and machine learning. Technology companies may be adversely affected by disruptions to supply chains and distribution networks as well as issues at third-party partners. They are heavily dependent on patent and other intellectual property rights, and the loss or impairment of these rights may adversely affect their profitability. Technology companies may face increased government scrutiny and may be subject to adverse government or legal action. These companies also may be adversely affected by, among other things, actual or perceived security vulnerabilities or other defects in their products and services, which may result in lawsuits, government enforcement actions and other remediation costs.

Threshold/Underinvestment Risk. If certain aggregate and/or fund-level ownership thresholds are reached through transactions undertaken by BFA, its affiliates or a Fund, or as a result of third-party transactions or actions by an issuer or regulator, the ability of BFA and its affiliates on behalf of clients (including a Fund) to purchase or dispose of investments, exercise rights or undertake business transactions may be restricted by regulation or otherwise impaired. The capacity of a Fund to invest in certain securities or other assets may be affected by the relevant threshold limits, and such limitations may have adverse effects on the liquidity and performance of a Fund's portfolio holdings. To the extent a Fund tracks an index, such limits may increase the risk of the Fund being underinvested in an asset relative to its Underlying Index and increase the risk of tracking error.

For example, ownership limits may apply to securities whose issuers operate in certain regulated industries or in certain international markets. Such limits also may apply where the investing entity (such as a Fund) is subject to corporate or regulatory ownership restrictions or invests in certain futures or other derivative transactions. In certain circumstances, aggregate and/or fund-level amounts invested or voted by BFA and its affiliates for their proprietary accounts and for client accounts (including a Fund) may not exceed the relevant limits without the grant of a license or other regulatory or corporate consent. In other cases, exceeding such thresholds may cause BFA and its affiliates, a Fund or other client accounts to suffer disadvantages or business restrictions.

Tracking Error Risk. A Fund that tracks an index is subject to the risk of "tracking error," which is the divergence of a Fund's performance from that of the Underlying Index. Tracking error may occur due to a number of factors, including differences between the securities and other assets held in a Fund's portfolio and those included in the Underlying Index; differences in the timing and methodologies used to value securities and other assets; transaction costs and other expenses incurred by a Fund that the Underlying Index does not incur; a Fund's holding of uninvested cash; differences in the timing of the accrual or the valuation of dividends or interest received by a Fund or distributions paid to Fund shareholders; tax gains or losses; the requirements for a Fund to maintain pass-through tax treatment; portfolio transactions carried out to minimize the distribution of capital gains to shareholders; the acceptance of custom baskets; changes to the Underlying Index, such as during a rebalancing or reconstitution; and impacts to a Fund of complying with certain regulatory requirements or limits. A Fund that tracks an index composed of a large number of securities or other assets may experience greater tracking error than a Fund that tracks a more narrow index. Tracking error risk may be heightened during times of increased market volatility or other unusual market conditions.

U.S. Economic Risk. The U.S. is a significant trading partner of, or foreign investor in, a number of countries. As a result, the economic conditions of such countries may be particularly affected by changes in the U.S. economy, such as a decrease in U.S. imports or exports, changes in trade regulations, changes in the U.S. dollar exchange rate or an economic slowdown in the U.S. Any such event may have an adverse effect on the economies of U.S. trading partners and the securities issuers in such countries, which in turn could negatively impact a Fund's investments. Circumstances could arise that could prevent the timely payment of interest or principal on U.S. government debt, such as reaching the legislative "debt ceiling." Such non-payment would result in substantial negative consequences for the U.S. economy and the global financial system.

Utility Companies Risk. Utility infrastructure often requires significant capital expenditures, and utility companies may face high interest costs and difficulty in raising capital. Technological innovations may render existing equipment or products obsolete, and companies may experience difficulty in obtaining regulatory approval of new technologies. Utility operations may be disrupted by events that target or

damage utility infrastructure, including natural disasters and cyber or other attacks. Utilities companies may be adversely affected by volatility in the price of certain energy resources.

Utility companies face risks from government regulation and oversight as well as from deregulation (if applicable). Regulators may monitor and control companies' revenues and costs. There is no assurance that regulators will grant rate increases or that rate levels will be adequate to permit the payment of stock dividends or bond coupon payments. In addition, there may be regulatory restrictions on the ability of utility companies to enter new lines of business and geographic areas. Utility companies incur costs in complying with environmental and other regulations and may face significant challenges in obtaining regulatory approval for certain projects, such as nuclear power plants. Utility companies are at risk of liability for environmental harm and other types of damages. Energy conservation, climate change and other sustainability policies also may impact utility companies. Deregulation may subject companies to greater competition, may adversely affect their profitability and may lead them to engage in riskier ventures.

Valuation Risk. The price that a Fund could receive upon the sale (or other disposition) of a security or other asset may differ from the Fund's valuation of the security or other asset, particularly for securities or other assets that trade in low volume or volatile markets or that are valued using a fair value methodology. The price received by a Fund also may differ from the value used by the Underlying Index (if applicable). Because non-U.S. exchanges or markets may be open on days or during time periods when a Fund does not price its shares, the value of the securities or other assets in a Fund's portfolio may change on days or during time periods when investors are not able to purchase or sell Fund shares.

In addition, for purposes of calculating a Fund's NAV, the value of assets denominated in non-U.S. currencies (if any) is translated into U.S. dollars at the prevailing market rates. For a Fund that tracks an Underlying Index, this may result in a difference between the prices used to calculate the Fund's NAV and the prices used by the Underlying Index, which, in turn, could result in a difference between the Fund's performance and the performance of the Underlying Index. Authorized Participants that create or redeem Fund shares on days when a Fund is holding fair-valued securities or other assets may receive fewer or more shares, or lower or higher redemption proceeds, than they would have received had the securities or other assets not been fair valued or been valued using a different methodology. The ability to value investments may be impacted by technological issues or errors by pricing services or other third-party service providers.

Portfolio Holdings Information

A description of the policies and procedures with respect to the disclosure of the Funds' portfolio securities and other assets (as applicable) is available in the applicable Statement of Additional Information ("SAI"). Each Fund discloses its portfolio holdings daily at www.iShares.com. Fact sheets providing information about each Fund's top holdings are posted on www.iShares.com when available and may be requested by calling 1-800-iShares (1-800-474-2737).

Management of the Funds

Investment Adviser

As investment adviser, BFA has overall responsibility for the general management and administration of the Funds. BFA provides an investment program for the Funds and manages the investment of the Funds' assets. In seeking to achieve the Funds' respective investment objectives, BFA uses teams of portfolio managers, investment strategists and other investment specialists and may draw upon the trading, research and expertise of its affiliates. This team approach brings together many disciplines and leverages BFA's extensive resources.

BFA is an indirect wholly owned subsidiary of BlackRock, Inc. ("BlackRock") and is located at 400 Howard Street, San Francisco, CA 94105. As of September 30, 2024, BFA and its affiliates provided investment advisory services for assets of approximately \$11.5 trillion.

From time to time, an employee of BlackRock may express views regarding a particular security or other instrument, asset class, company, industry, or market sector. Such views are the views of only that individual as of the time expressed. They do not necessarily represent the views of BlackRock or any other person within the BlackRock organization. Such views may change at any time based upon market or other conditions, and BlackRock has no responsibility to update such views. You should not rely on any such views as investment advice or as an indication of trading intent on behalf of a Fund.

Fees and Expenses

Pursuant to the Investment Advisory Agreement between BFA and the Company (entered into on behalf of the Funds), BFA is responsible for substantially all expenses of each Fund, except the management fees, interest expenses, taxes, expenses incurred with respect to the acquisition and disposition of portfolio securities and the execution of portfolio transactions, including brokerage commissions, distribution fees or expenses, and litigation expenses and any extraordinary expenses (as determined by a majority of the Directors who are not "interested persons" of the Company). Operating expenses paid by BFA under the Investment Advisory Agreement exclude Acquired Fund Fees and Expenses, if any.

A discussion regarding the basis for the approval by the Company's Board of Directors (the "Board") of the Investment Advisory Agreement with BFA is available in the Funds' Form N-CSR filed with the SEC for the period ended August 31 and in the applicable financial statements posted at www.iShares.com.

For its investment advisory services to each Fund, for the fiscal year ended August 31, 2024, BFA was paid a management fee from each Fund, as a percentage of the Fund’s average daily net assets, net of any applicable waivers, at the annual rate set forth in the table below. If BFA has contractually agreed to waive a portion of its management fees for a Fund, the contractual waiver may be terminated prior to its expiration date only upon written agreement of the Company and BFA. In addition, BFA may from time to time voluntarily waive and/or reimburse fees or expenses to reduce a Fund’s total annual fund operating expenses (excluding Acquired Fund Fees and Expenses, if any). Any such voluntary waiver or reimbursement may be eliminated by BFA at any time.

Fund	Management Fee
iShares MSCI Austria ETF	0.50% ¹
iShares MSCI Belgium ETF	0.50% ¹
iShares MSCI Canada ETF	0.50% ¹
iShares MSCI Eurozone ETF	0.50% ¹
iShares MSCI France ETF	0.50% ¹
iShares MSCI Germany ETF	0.50% ¹
iShares MSCI Israel ETF	0.59% ¹
iShares MSCI Italy ETF	0.50% ¹
iShares MSCI Netherlands ETF	0.50% ¹
iShares MSCI Spain ETF	0.50% ¹
iShares MSCI Sweden ETF	0.50% ¹
iShares MSCI Switzerland ETF	0.50% ¹
iShares MSCI USA Equal Weighted ETF	0.09%

¹ The management fee schedule for the Fund, including its breakpoint pricing arrangements, is described in the Fund’s Statement of Additional Information.

Portfolio Managers

The Portfolio Managers for each Fund are responsible for various functions related to portfolio management, including, but not limited to, investing cash inflows, coordinating with members of their respective portfolio management teams to focus on certain asset classes, implementing investment strategy, researching and reviewing investment strategy and overseeing members of their respective teams who have more limited responsibilities.

Jennifer Hsui, Greg Savage and Paul Whitehead are primarily responsible for the day-to-day management of the Funds.

Jennifer Hsui has been employed by BFA or its affiliates as a senior portfolio manager since 2007. She is a Managing Director of BlackRock, Inc.

Greg Savage has been employed by BFA or its affiliates as a portfolio manager since 2006. He is a Managing Director of BlackRock, Inc.

Paul Whitehead has been employed by BFA or its affiliates as a portfolio manager since 2015. He is a Managing Director of BlackRock, Inc.

Each Fund’s SAI provides additional information about the Portfolio Managers’ compensation, other accounts managed by the Portfolio Managers and the Portfolio Managers’ ownership (if any) of shares of the Funds.

Administrator, Custodian and Transfer Agent

The administrator, custodian and transfer agent for each Fund is indicated in the table below.

Fund	The Bank of New York Mellon	Citibank, N.A.	JPMorgan Chase Bank, N.A.	State Street Bank and Trust Company
iShares MSCI Austria ETF*				✓
iShares MSCI Belgium ETF*				✓
iShares MSCI Canada ETF*				✓
iShares MSCI Eurozone ETF*				✓
iShares MSCI France ETF*				✓
iShares MSCI Germany ETF*				✓
iShares MSCI Israel ETF*				✓
iShares MSCI Italy ETF*				✓

Fund	The Bank of New York Mellon	Citibank, N.A.	JPMorgan Chase Bank, N.A.	State Street Bank and Trust Company
iShares MSCI Netherlands ETF*				✓
iShares MSCI Spain ETF*				✓
iShares MSCI Sweden ETF*				✓
iShares MSCI Switzerland ETF*				✓
iShares MSCI USA Equal Weighted ETF*		✓		

* JPMorgan Chase Bank, N.A. serves as custodian for the Fund in connection with certain securities lending activities.

Conflicts of Interest

The investment activities of BFA and its affiliates (including BlackRock and its subsidiaries (collectively, the “Affiliates”)), and their respective directors, officers or employees, in managing their own accounts and other accounts, may present conflicts of interest that could disadvantage a Fund and its shareholders.

BFA and its Affiliates are involved worldwide with a broad spectrum of financial services and asset management activities and in the ordinary course of business may engage in activities in which their interests or the interests of other clients may conflict with those of a Fund. BFA and its Affiliates act, or may act, as an investor, research provider, investment manager, commodity pool operator, commodity trading advisor, financier, underwriter, adviser, trader, lender, index provider, agent and/or principal. BFA and its Affiliates may have other direct and indirect interests in securities, currencies, commodities, derivatives and other assets in which a Fund may directly or indirectly invest.

BFA and its Affiliates may engage in proprietary trading and advise accounts and other funds that have investment objectives similar to those of a Fund and/or that engage in and compete for transactions in the same or similar types of securities, currencies and other assets as are held by a Fund. This may include transactions in securities issued by other open-end and closed-end investment companies, including investment companies that are affiliated with the Fund and BFA, to the extent permitted under the Investment Company Act of 1940, as amended (the “1940 Act”). The trading activities of BFA and its Affiliates are carried out without reference to positions held directly or indirectly by a Fund. These activities may result in BFA or an Affiliate having positions in assets that are senior or junior to, or that have interests different from or adverse to, the assets held by a Fund.

A Fund may invest in securities issued by, or engage in other transactions with, entities with which an Affiliate has significant debt or equity investments or other interests. A Fund may also invest in issuances (such as debt offerings or structured notes) for which an Affiliate is compensated for providing advisory, cash management or other services. A Fund also may invest in securities of, or engage in other transactions with, entities for which an Affiliate provides or may provide research coverage or other analysis.

An Affiliate may have business relationships with, and receive compensation from, distributors, consultants or others who recommend a Fund or who engage in transactions with or for a Fund.

Neither BlackRock nor any Affiliate is under any obligation to share any investment opportunity, idea or strategy with a Fund. As a result, an Affiliate may compete with a Fund for appropriate investment opportunities. The results of a Fund’s investment activities, therefore, may differ from those of an Affiliate and of other accounts managed by an Affiliate. It is possible that a Fund could sustain losses during periods in which one or more Affiliates and other accounts achieve profits on their trading for proprietary or other accounts. The opposite result is also possible.

In addition, a Fund may enter into transactions in which BFA or an Affiliate or their directors, officers, employees or clients have an adverse interest. A Fund may be adversely impacted by the effects of transactions undertaken by BFA or an Affiliate or their directors, officers, employees or clients.

From time to time, BlackRock or its advisory clients (including other funds and accounts) may, subject to compliance with applicable law, purchase and hold shares of a Fund. The price, availability, liquidity, and (in some cases) expense ratio of a Fund may be impacted by purchases and sales of the Fund by BlackRock or its advisory clients.

A Fund’s activities may be limited because of regulatory restrictions applicable to BFA or an Affiliate or their policies designed to comply with such restrictions.

Under a securities lending program approved by the Board, the Funds have retained BTC, an Affiliate of BFA, to serve as their securities lending agent to the extent that they participate in the securities lending program. For these services, the securities lending agent will receive a fee from the participating Fund based on the returns earned on the Fund’s lending activities, including investment of the cash received as collateral for the loaned securities. In addition, one or more Affiliates may be among the entities to which a Fund may lend its portfolio securities under the securities lending program.

Under an ETF Services Agreement, certain Funds have retained BlackRock Investments, LLC (the “Distributor” or “BRIL”), an Affiliate of BFA, to perform certain order processing, Authorized Participant communications, and related services in connection with the issuance and redemption of Creation Units (“ETF Services”). BRIL will retain a portion of the standard transaction fee received from Authorized

Participants on each creation or redemption order from the Authorized Participant for the ETF Services provided. BlackRock collaborated with, and received payment from, Citibank, N.A. (“Citibank”) on the design and development of the ETF Services platform. Citibank may have, or from time to time may develop, additional relationships with BlackRock or funds managed by BFA and its Affiliates.

BlackRock and its Affiliates may benefit from a Fund using a BlackRock index by creating increasing acceptance in the marketplace for such indexes. BlackRock and its Affiliates are not obligated to license an index to a Fund, and no Fund is under an obligation to use a BlackRock index. The terms of a Fund’s index licensing agreement with BlackRock or its Affiliates may not be as favorable as the terms offered to other licensees.

The activities of BFA and its Affiliates and their respective directors, officers or employees may give rise to other conflicts of interest that could disadvantage a Fund and its shareholders. BFA has adopted policies and procedures designed to address these potential conflicts of interest. Please see the SAI for further information.

Shareholder Information

Additional shareholder information, including how to buy and sell shares of the Funds, is available free of charge by calling toll-free 1-800-iShares (1-800-474-2737) or visiting www.iShares.com.

Buying and Selling Shares

Transactions in shares of the Funds occur in the primary market and the secondary market. Primary market transactions, known as “creations” and “redemptions,” occur only between the Funds and Authorized Participants (*i.e.*, financial institutions that are authorized to participate in such transactions), as described in the *Creations and Redemptions* section below.

Fund shares are listed on U.S. national securities exchanges, where they can be bought and sold throughout the trading day at market prices, like shares of other publicly traded companies. A Fund’s shares may also be available in other secondary markets, such as on non-U.S. exchanges and through funds or structured investment vehicles similar to depositary receipts. The Funds do not impose any minimum investment for Fund shares purchased on an exchange or otherwise in the secondary market.

Buying or selling Fund shares on an exchange or other secondary market generally involves two types of costs that are common in securities transactions. First, when buying or selling Fund shares through a broker, you may incur a brokerage commission and other charges. The commission is frequently a fixed amount; it may be a significant proportional cost if you are seeking to buy or sell small amounts of shares. Second, you may incur the cost of the “spread,” which is any difference between the bid price and the ask price for the shares. The spread varies over time based on a Fund’s trading volume and market liquidity. Generally, the spread is smaller if a Fund has high trading volume and market liquidity, and larger if a Fund has lower trading volume and market liquidity. The latter is often the case for newly launched or smaller funds. A Fund’s spread may also be impacted by the liquidity (or lack thereof) of the underlying securities or other assets held by the Fund, particularly for newly launched or smaller funds, or by instances of significant volatility of the underlying assets.

The U.S. national securities exchanges that list Fund shares are open for trading Monday through Friday and are closed on weekends and the following holidays (or the days on which they are observed): New Year’s Day, Martin Luther King, Jr. Day, Presidents’ Day, Good Friday, Memorial Day, Juneteenth, Independence Day, Labor Day, Thanksgiving Day and Christmas Day.

Investments in Investment Companies

Section 12(d)(1) of the 1940 Act generally restricts investments by investment companies, including foreign and unregistered investment companies, in the securities of other investment companies. For example, a registered investment company (the “Acquired Fund”), such as the Funds, may not knowingly sell or otherwise dispose of any security issued by the Acquired Fund to any investment company (the “Acquiring Fund”) or any company or companies controlled by the Acquiring Fund if, immediately after such sale or disposition: (i) more than 3% of the total outstanding voting stock of the Acquired Fund is owned by the Acquiring Fund and any company or companies controlled by the Acquiring Fund, or (ii) more than 10% of the total outstanding voting stock of the Acquired Fund is owned by the Acquiring Fund and other investment companies and companies controlled by them.

Notwithstanding the foregoing, registered investment companies are permitted to invest in a Fund beyond the limits set forth in Section 12(d)(1), subject to certain terms and conditions set forth in Rule 12d1-4 under the 1940 Act. To make such an investment in an Acquired Fund, a registered investment company must, among other things, enter into an agreement with the Company. If an Acquired Fund invests significantly in other registered investment companies in reliance on Rule 12d1-4, an Acquiring Fund will not be permitted to rely on Rule 12d1-4 and invest in the Fund beyond the Section 12(d)(1) limits. Any investment company interested in purchasing shares of a Fund beyond the limits set forth in Section 12(d)(1) should contact BFA.

Foreign investment companies are permitted to invest in a Fund only up to the limits set forth in Section 12(d)(1), subject to any applicable SEC no-action relief.

Book Entry

Shares of the Funds are held in book-entry form, which means that no stock certificates are issued. The Depository Trust Company (“DTC”), which serves as the securities depository for shares of the Funds, or its nominee is the record owner of, and holds legal title to, all outstanding shares of the Funds.

Investors owning Fund shares are beneficial owners as shown on the records of DTC or its participants. DTC participants include securities brokers and dealers, banks, trust companies, clearing corporations and other institutions that directly or indirectly maintain a custodial relationship with DTC. As a beneficial owner of Fund shares, you are not entitled to receive physical delivery of stock certificates or to have shares registered in your name, and you are not considered a registered owner of shares. Therefore, to exercise any right as an owner of Fund shares, you must rely upon the procedures of DTC and its participants. These procedures are the same as those that apply to any other securities held in book-entry or “street name” form.

Share Prices

The trading prices of a Fund’s shares in the secondary market generally differ from the Fund’s daily NAV and are affected by various factors, such as the supply of and demand for ETF shares and the securities or other assets held by a Fund as well as other market and economic conditions.

Determination of Net Asset Value

The NAV of a Fund normally is determined once daily Monday through Friday, on each day that the New York Stock Exchange (“NYSE”) is open for trading. The NAV generally is determined as of the close of the NYSE’s regular trading hours, normally 4:00 p.m. Eastern time, based on prices at the time of closing.

Any Fund assets or liabilities that are denominated in currencies other than the U.S. dollar are translated into U.S. dollars at the prevailing market rates on the date of valuation as quoted by one or more data service providers.

The NAV of a Fund is calculated by dividing the value of the Fund’s net assets (*i.e.*, the value of its total assets, including the value of any underlying fund shares in which the Fund invests, less total liabilities) by the total number of outstanding shares of the Fund, generally rounded to the nearest cent. The value of a Fund’s assets and liabilities is determined pursuant to BFA’s valuation policies and procedures. BFA has been designated by the Board as the valuation designee for each Fund pursuant to Rule 2a-5 under the Investment Company Act.

Equity securities and other equity instruments for which market quotations are readily available are valued at market value, which is generally determined using the last reported official closing price or, if a reported closing price is not available, the last traded price on the exchange or market on which the security or instrument is primarily traded at the time of valuation. Shares of underlying open-end funds (including money market funds) that are not traded on an exchange are valued at net asset value. Shares of underlying ETFs and closed-end funds that trade on exchanges are valued at their most recent market closing price.

Fixed-income securities are valued using last available bid prices or current market quotations provided by dealers or prices (including evaluated prices) supplied by the Funds’ approved independent third-party pricing services, each in accordance with BFA’s valuation policies and procedures. Pricing services may use matrix pricing or valuation models that utilize certain inputs and assumptions to derive values. Pricing services generally value fixed-income securities assuming orderly transactions of an institutional round lot size, but a Fund may hold or transact in such securities in smaller odd lot sizes. Odd lots often trade at lower prices than institutional round lots. An amortized cost method of valuation may be used with respect to debt obligations with 60 days or less remaining to maturity unless BFA determines in good faith that such method does not represent fair value.

Generally, trading in certain instruments (*e.g.*, non-U.S. securities, money market instruments, etc.) is substantially completed each day at various times prior to the close of the NYSE’s regular trading hours. The values of such instruments used in computing a Fund’s NAV are determined as of such times.

For certain foreign assets, a third-party vendor supplies evaluated, systematic fair value pricing based upon the movement of a proprietary multi-factor model after the relevant foreign markets have closed. This systematic fair value pricing methodology is designed to correlate the prices of foreign assets in one or more non-U.S. markets following the close of the local markets to the prices that might have prevailed as of a Fund’s pricing time.

Customized exchange-traded equity options may be valued using a mathematical model that may incorporate a number of market data factors.

When market quotations are not readily available or are believed by BFA to be unreliable, BFA will fair value a Fund’s investments in accordance with its policies and procedures. Fair value represents a good faith approximation of the value of an asset or liability. It is the amount that the Fund might reasonably expect to receive from the current sale of an asset or the cost to extinguish a liability in an arm’s-length transaction.

BFA may conclude that a market quotation is not readily available or is unreliable if:

- An asset or liability does not have a price source due to its lack of trading or other reasons;

- A market quotation differs significantly from recent price quotations or otherwise no longer appears to reflect fair value;
- An asset or liability is thinly traded;
- There is a significant event subsequent to the most recent market quotation; or
- The trading market on which an instrument is listed is suspended or closed and no appropriate alternative trading market is available.

A “significant event” is deemed to occur if BFA determines, in its reasonable business judgment prior to or at the time of pricing a Fund’s assets or liabilities, that the event is likely to cause a material change to the last exchange closing price or closing market price of one or more of the Fund’s assets or liabilities.

Valuing a Fund’s investments using fair value pricing may result in prices that differ from current market valuations and that may not be the prices at which those investments could have been sold during the period for which the particular fair values were used. For an index Fund, the use of both fair value prices and current market valuations in a particular NAV calculation could result in a difference between the prices used to calculate a Fund’s NAV and the prices used by the Fund’s underlying index. This could, in turn, result in a difference between the Fund’s performance and the performance of its underlying index.

Dividends and Distributions

General Policies. A Fund generally declares and pays dividends from net investment income, if any, at least once a year. Distributions of net realized securities gains, if any, generally are declared and paid once a year, but the Company may make distributions on a more frequent basis for a Fund. The Company reserves the right to declare special distributions if, in its reasonable discretion, such action is necessary or advisable to preserve its status as a regulated investment company (“RIC”) or to avoid the imposition of income or excise taxes on undistributed income or realized gains.

Dividends and other distributions on Fund shares are distributed on a pro rata basis to beneficial owners of the shares. Dividend payments and other distributions are made through DTC participants and indirect participants to beneficial owners then of record with proceeds received from the Funds.

Dividend Reinvestment Service. No dividend reinvestment service is provided by the Company. Broker-dealers may make the DTC book-entry Dividend Reinvestment Program available to beneficial owners of Fund shares for the reinvestment of distributions. Beneficial owners should contact their broker to determine the availability and costs of the service and the details of participation. Brokers may require beneficial owners to adhere to specific procedures and timetables. If the program is used, dividend distributions of both income and realized gains will be automatically reinvested in additional whole Fund shares purchased in the secondary market.

Note on Tax Information. *The following sections summarize some of the consequences under current U.S. federal tax law of an investment in a Fund. This information is not a substitute for personal tax advice. You may also be subject to state and local taxation on Fund distributions and sales of Fund shares. Distributions that are attributable to interest from U.S. federal government obligations may be exempt from certain state and local tax. Consult your personal tax advisor about the potential tax consequences of an investment in Fund shares under all applicable tax laws.*

Taxes

As with any investment, you should consider how your investment in shares of a Fund will be taxed, including possible tax consequences when a Fund makes distributions or when you sell Fund shares. The tax information in this Prospectus is provided as general information, based on current law. You should consult your own tax professional about the tax consequences of an investment in shares of a Fund. There is no guarantee that shares of a Fund will receive certain regulatory or accounting treatment.

Taxes on Fund Distributions

Shareholders in a Fund will receive information after the end of each calendar year setting forth the amount of dividends and long-term capital gains distributed to them by the Fund during the prior year, if any. Likewise, the amount of tax-exempt income, if any, that a Fund distributes will be reported. Such income must be reported on the shareholder’s U.S. federal income tax return.

In general, distributions are subject to U.S. federal income tax for the year when they are paid. Certain distributions paid in January, however, may be treated as paid on December 31 of the prior year.

Capital Gains. Distributions from a Fund’s net investment income (other than qualified dividend income or from net tax-exempt income, if any), including distributions of income from securities lending and distributions out of a Fund’s net short-term capital gains, if any, are taxable to you as ordinary income. Distributions by a Fund of net long-term capital gains, if any, in excess of net short-term capital losses (capital gain dividends) are taxable to you as long-term capital gains, regardless of how long you have held the Fund’s shares. Long-term capital gains and qualified dividend income are generally eligible for taxation at preferential rates for non-corporate shareholders. However, different preferential rates may apply depending on the type of capital gains, such as Fund distributions of certain amounts received from real estate investment trusts (“REITs”), if any.

Return of Capital. If a Fund’s distributions exceed current and accumulated earnings and profits, all or a portion of the distributions made in the taxable year may be recharacterized as a return of capital to shareholders. A return of capital distribution generally will not be taxable but will reduce the shareholder’s cost basis and result in a higher capital gain or lower capital loss when those shares on which the distribution

was received are sold. Once a shareholder's cost basis is reduced to zero, further distributions will be treated as capital gains, if the shareholder holds shares of the Fund as capital assets. Distributions in excess of a Fund's minimum distribution requirements, but not in excess of the Fund's earnings and profits, will be taxable to shareholders and will not constitute nontaxable returns of capital.

Qualified Dividend Income. Distributions by a Fund that qualify as qualified dividend income, if any, are taxable to you at long-term capital gain rates. Dividends will be qualified dividend income to you if they are attributable to qualified dividend income received by a Fund. Generally, qualified dividend income includes dividend income from stock issued by taxable U.S. corporations and qualified non-U.S. corporations, provided that the Fund satisfies certain holding period requirements and has not hedged its position in the stock in certain ways. For this purpose, a qualified non-U.S. corporation means any non-U.S. corporation that is eligible for benefits under a comprehensive income tax treaty with the U.S., which includes an exchange of information program, or if the stock with respect to which the dividend was paid is readily tradable on an established U.S. securities market. The term excludes a corporation that is a passive foreign investment company.

Dividends received by a Fund from a RIC, if any, generally are qualified dividend income only to the extent that such dividend distributions are made out of qualified dividend income received by such RIC. Additionally, it is expected that dividends received by a Fund from a REIT, if any, and distributed to a shareholder generally will be taxable to the shareholder as ordinary income. However, for tax years beginning after December 31, 2017 and before January 1, 2026, a Fund may report dividends eligible for a 20% "qualified business income" deduction for non-corporate U.S. shareholders to the extent that the Fund's income is derived from ordinary REIT dividends, reduced by allocable Fund expenses.

For a dividend to be treated as qualified dividend income, the dividend must be received with respect to a share of stock held without being hedged by the relevant Fund, and with respect to a share of the Fund held without being hedged by you, for 61 days during the 121-day period beginning at the date that is 60 days before the date on which such share becomes ex-dividend with respect to such dividend or, in the case of certain preferred stock, 91 days during the 181-day period beginning 90 days before such date.

Fund distributions, to the extent attributable to dividends from U.S. corporations, will be eligible for the dividends received deduction for Fund shareholders that are corporations, subject to certain hedging and holding requirements.

Substitute dividends received by a Fund with respect to dividends paid on securities lent out, if any, will not be qualified dividend income.

Medicare Tax. A 3.8% U.S. federal Medicare contribution tax is imposed on "net investment income," including, but not limited to, interest, dividends, and net gain, of U.S. individuals with income exceeding \$200,000 (or \$250,000 if married and filing jointly) and of estates and trusts.

Alternative Minimum Tax. The AMT is a separate U.S. federal tax system that operates in parallel to the regular federal income tax system but eliminates many deductions and exclusions. The AMT has different tax rates and treats as taxable certain types of income that are nontaxable for regular income tax purposes, such as the interest on certain "private activity" municipal bonds. If a taxpayer's overall AMT liability is higher than regular income tax liability, then the taxpayer owes the regular income tax liability plus the difference between the AMT liability and the regular income tax liability.

Market Discount Bonds

Any market discount recognized on a bond, including a tax-exempt interest bond, is taxable as ordinary income. A market discount bond is a bond acquired in the secondary market at a price below redemption value or adjusted issue price if issued with original issue discount. To the extent that a Fund does not include the market discount in income as it accrues, gains on the Fund's disposition of such an obligation will be treated as ordinary income rather than capital gains to the extent of the accrued market discount.

Derivatives and Other Complex Instruments

A Fund may invest in derivatives and other complex instruments, and such investments may be subject to special and complicated rules. These rules could affect whether gains and losses recognized by a Fund are treated as ordinary income or capital gains, accelerate the recognition of income to a Fund or defer a Fund's ability to recognize losses. In addition, these rules may affect the amount, timing or character of income distributed to you by a Fund. You should consult your personal tax advisor regarding the application of these rules.

Non-U.S. Income Taxes

Dividends, interest and capital gains (if any) earned by a Fund with respect to securities issued by non-U.S. issuers may give rise to withholding, capital gains and other taxes imposed by non-U.S. countries. Tax conventions between certain countries and the U.S. may reduce or eliminate such taxes. If, at the close of a year, more than 50% of a Fund's total assets consist of non-U.S. stocks or securities (generally, for this purpose, depositary receipts, no matter where traded, of non-U.S. companies are treated as "non-U.S."), generally the Fund may "pass through" to you certain non-U.S. income taxes, including withholding taxes, paid by the Fund. This means that you would be considered to have received as an additional dividend your share of such non-U.S. taxes, but you may be entitled to either a corresponding tax deduction in calculating your taxable income or, subject to certain limitations, a credit in calculating your U.S. federal income tax. No deduction for such taxes will be permitted to individuals in computing their alternative minimum tax liability. If a Fund does not pass through non-U.S. taxes, the Fund will be entitled to claim a deduction for certain foreign taxes that it incurs.

Under certain circumstances, if a Fund receives a refund of foreign taxes paid with respect to a prior year, the value of Fund shares could be affected or any foreign tax credits or deductions passed through to shareholders with respect to the Fund's foreign taxes for the current year could be reduced.

If, at the close of the year, more than 50% of a Fund's total assets consist of stocks or securities issued by non-U.S. issuers, including depository receipts (no matter where traded) of non-U.S. companies, or, at the close of each quarter, more than 50% of a Fund's total assets consist of shares of an Underlying Fund, the Fund may "pass-through" to you certain non-U.S. income taxes (including withholding taxes) paid by the Fund or, if its assets meet these requirements, the Underlying Fund.

For purposes of foreign tax credits for U.S. shareholders of a Fund, foreign capital gains taxes may not produce associated foreign source income, limiting the availability of such credits for U.S. persons.

Non-U.S. Shareholders

If you are neither a resident nor a citizen of the U.S. or if you are a non-U.S. entity (other than a pass-through entity to the extent owned by U.S. persons), a Fund's ordinary income dividends (which include distributions of net short-term capital gains), if any, generally will be subject to a 30% U.S. federal withholding tax, unless a lower treaty rate applies. However, withholding tax generally will not apply to any gain or income realized by a non-U.S. shareholder with respect to any distribution of long-term capital gains or upon the sale or other disposition of Fund shares.

Separately, a 30% withholding tax may be imposed on Fund distributions (if any) paid to certain foreign entities, unless such entities comply, or are deemed compliant, with extensive reporting and withholding requirements designed to inform the U.S. Department of the Treasury of U.S.-owned foreign investment accounts.

Backup Withholding

If you are a resident or a citizen of the U.S. and you have not provided a taxpayer identification number or social security number and made other required certifications, by law, backup withholding at a 24% rate will apply to Fund distributions and proceeds (if any).

Securities Lending

If your shares of a Fund are loaned out pursuant to a securities lending arrangement, you may lose the ability to treat Fund dividends that are paid while the shares are held by the borrower as qualified dividend income, and you may lose the ability to use non-U.S. tax credits passed through by the Fund.

Fund of Funds

If a Fund invests in an Underlying Fund, short-term capital gains earned by the Underlying Fund, if any, will be ordinary income when distributed to the Fund and will not be offset by the Fund's capital losses. To the extent such Fund is expected to invest in an Underlying Fund, the Fund's realized losses on sales of shares of the Underlying Fund may be indefinitely or permanently deferred as "wash sales." Capital loss carryforwards of the Underlying Fund, if any, will not offset net capital gains of the Fund.

Taxes on the Sale of Exchange-Listed Fund Shares

Any capital gain or loss realized upon a sale of Fund shares is generally treated as a long-term capital gain or loss if the shares have been held for more than one year. Any capital gain or loss realized upon a sale of Fund shares that have been held for one year or less is generally treated as a short-term capital gain or loss. However, any capital loss on a sale of Fund shares held for six months or less is treated as a long-term capital loss to the extent that capital gain dividends were paid with respect to such shares. Any such capital gains, including from sales of Fund shares or from capital gain dividends, are included in "net investment income" for purposes of the 3.8% U.S. federal Medicare contribution tax mentioned above.

Creations and Redemptions

Prior to being traded in the secondary market, Fund shares are "created" at NAV by Authorized Participants (*i.e.*, market makers, large investors and other financial institutions) in block-size Creation Units or multiples thereof. Fund shares are created or redeemed only in Creation Units, and only Authorized Participants may create or redeem Creation Units with the Funds.

Each Authorized Participant is a member or participant of a clearing agency registered with the SEC and has entered into a written agreement with the Funds' Distributor, an affiliate of BFA. The agreement allows the Authorized Participant to place orders for the purchase and redemption of Creation Units. Authorized Participants may create or redeem Creation Units for their own accounts or for customers, including, without limitation, affiliates of the Funds. Creation transactions are subject to acceptance by the Distributor and the relevant Fund.

Generally, there are three transaction methods for creating and redeeming Fund shares: in-kind securities ("in-kind"), partial cash and all cash.

In-Kind. In a creation transaction, an Authorized Participant deposits into a Fund a "creation basket," which is a portfolio of securities or other assets designated by the Fund, as well as a cash amount. The Authorized Participant receives a specified number of Creation Units in return.

In a redemption transaction, an Authorized Participant deposits Creation Units with a Fund and receives from the Fund a “redemption basket,” which is a portfolio of securities or other assets designated by the Fund, as well as a cash amount.

Partial Cash. In a creation transaction, an Authorized Participant deposits into a Fund a creation basket and a cash amount, including cash that replaces a security or other asset in the creation basket, in exchange for Creation Units. In a redemption transaction, an Authorized Participant deposits Creation Units with a Fund and receives from the Fund a redemption basket and a cash amount, including cash that replaces a security or other asset in the redemption basket.

All Cash. In a creation transaction, an Authorized Participant deposits into a Fund an amount of cash specified by the Fund in exchange for Creation Units. In a redemption transaction, an Authorized Participant deposits Creation Units with a Fund and receives from the Fund a specified amount of cash.

The creation and redemption baskets for a Fund may differ in composition, and certain iShares ETFs accept “custom baskets.” More information about custom baskets is provided in the Funds’ SAI.

Each Fund generally engages in creation and redemption transactions according to the method indicated in the table below. In certain circumstances, however, a Fund may use another transaction method (e.g., an in-kind Fund may transact partially or fully in cash).

Fund	In-Kind	Partial Cash	All Cash
iShares MSCI Austria ETF	✓		
iShares MSCI Belgium ETF	✓		
iShares MSCI Canada ETF	✓		
iShares MSCI Eurozone ETF	✓		
iShares MSCI France ETF	✓		
iShares MSCI Germany ETF	✓		
iShares MSCI Israel ETF	✓		
iShares MSCI Italy ETF	✓		
iShares MSCI Netherlands ETF	✓		
iShares MSCI Spain ETF	✓		
iShares MSCI Sweden ETF	✓		
iShares MSCI Switzerland ETF	✓		
iShares MSCI USA Equal Weighted ETF	✓		

The prices at which creations and redemptions occur are based on the next calculation of a Fund’s NAV after a creation or redemption order is tendered in an acceptable form under the Authorized Participant agreement. In the event of a system failure or other interruption, including disruptions at market makers or Authorized Participants, creation and redemption orders may not be executed according to a Fund’s instructions or may not be executed at all.

Additional information about the creation and redemption of Creation Units (including the cut-off times for the receipt of creation and redemption orders) is included in the Funds’ SAI.

The Funds do not impose restrictions on the frequency of purchases and redemptions of Fund shares directly with a Fund. The Board determined not to adopt policies and procedures designed to prevent or monitor for frequent purchases and redemptions of Fund shares because each Fund generally sells and redeems its shares directly through transactions that are in-kind and/or for cash, with a deadline for placing cash-related transactions no later than the close of the primary markets for the Fund’s portfolio securities. However, the Funds have taken certain measures (e.g., imposing transaction fees on purchases and redemptions of Creation Units and reserving the right to reject purchases of Creation Units under certain circumstances) to minimize the potential consequences of frequent cash purchases and redemptions by Authorized Participants, such as increased tracking error, disruption of portfolio management, dilution to the Funds, and/or increased transaction costs. Further, the vast majority of trading in Fund shares occurs on the secondary market, which does not involve the Funds directly, and such trading is unlikely to cause many of the harmful effects of frequent cash purchases or redemptions of Fund shares.

To the extent a Fund engages in in-kind transactions, the Fund intends to comply with the U.S. federal securities laws in accepting securities for deposit and satisfying redemptions with redemption securities by, among other means, assuring that any securities accepted for deposit and any securities used to satisfy redemption requests will be sold in transactions that would be exempt from registration under the Securities Act of 1933, as amended (the “1933 Act”). Further, an Authorized Participant that is not a “qualified institutional buyer,” as such term is defined in Rule 144A under the 1933 Act, will not be able to receive restricted securities eligible for resale under Rule 144A.

Because Fund shares may be created and issued on an ongoing basis, at any point during the life of a Fund a “distribution,” as such term is used in the 1933 Act, may be occurring. Broker-dealers and other persons are cautioned that some activities on their part may, depending on the circumstances, result in their being deemed participants in a distribution in a manner that could render them statutory underwriters

subject to the prospectus delivery and liability provisions of the 1933 Act. Any determination of whether one is an underwriter must take into account all the relevant facts and circumstances of each particular case.

Broker-dealers should also note that dealers who are not “underwriters” but are participating in a distribution (as contrasted to ordinary secondary transactions), and thus dealing with shares that are part of an “unsold allotment” within the meaning of Section 4(a)(3)(C) of the 1933 Act, would be unable to take advantage of the prospectus delivery exemption provided by Section 4(a)(3) of the 1933 Act. For delivery of prospectuses to exchange members, the prospectus delivery mechanism of Rule 153 under the 1933 Act is available only with respect to transactions on a national securities exchange.

Householding

Householding is an option available to certain Fund investors. Householding is a method of delivery, based on the preference of the individual investor, in which a single copy of certain shareholder documents can be delivered to investors who share the same address, even if their accounts are registered under different names. Please contact your broker-dealer if you are interested in enrolling in householding and receiving a single copy of prospectuses and other shareholder documents, or if you are currently enrolled in householding and wish to change your householding status.

Distribution

The Distributor or its agent distributes Creation Units for the Funds on an agency basis. The Distributor does not maintain a secondary market in shares of the Funds. The Distributor has no role in determining the policies of the Funds or the securities or other assets (as applicable) that are purchased or sold by the Funds. The Distributor’s principal address is 50 Hudson Yards, New York, NY 10001.

BFA or its affiliates make payments to broker-dealers, registered investment advisers, banks or other intermediaries (together, “intermediaries”) related to marketing activities and presentations, educational training programs, conferences, the development of technology platforms and reporting systems, data provision services, or their making shares of the Funds available to their customers generally and in certain investment programs. Such payments, which may be significant to the intermediary, are not made by the Funds. Rather, such payments are made by BFA or its affiliates from their own resources, which come directly or indirectly in part from fees paid by the Funds. Payments of this type are sometimes referred to as revenue-sharing payments. A financial intermediary may make decisions about which investment options it recommends or makes available, or the level of services provided, to its customers based on the payments or other financial incentives the intermediary is eligible to receive. Therefore, such payments or other financial incentives that are offered or made to an intermediary create conflicts of interest between the intermediary and its customers and may cause the intermediary to recommend the Funds over another investment. More information regarding these payments is contained in the applicable SAI. **Please contact your salesperson or other investment professional for more information regarding any such payments that their firm may receive from BFA or its affiliates.**

Financial Highlights

The financial highlights table for each Fund is intended to help you understand the Fund’s financial performance for the past five fiscal years or, if shorter, the period since the Fund’s inception. Certain information reflects financial results for a single Fund share. The total return information represents the rate that an investor would have earned (or lost) on an investment in the Fund, assuming reinvestment of all dividends and distributions. This information has been audited by PricewaterhouseCoopers LLP, whose report is included, along with each Fund’s financial statements, in the Annual Report for the Fund (available upon request and at www.ishares.com).

For a share outstanding throughout each period:

	iShares MSCI Austria ETF				
	Year Ended 08/31/24	Year Ended 08/31/23	Year Ended 08/31/22	Year Ended 08/31/21	Year Ended 08/31/20
Net asset value, beginning of year	\$ 20.24	\$ 17.36	\$ 25.28	\$ 15.67	\$ 18.89
Net investment income ^(a)	1.16	0.91	0.97	0.54	0.06
Net realized and unrealized gain (loss) ^(b)	3.54	2.96	(8.01)	9.50	(3.16)
Net increase (decrease) from investment operations	4.70	3.87	(7.04)	10.04	(3.10)
Distributions from net investment income ^(c)	(1.61)	(0.99)	(0.88)	(0.43)	(0.12)
Net asset value, end of year	\$ 23.33	\$ 20.24	\$ 17.36	\$ 25.28	\$ 15.67
Total Return^(d)					
Based on net asset value	24.05%	22.61%	(28.58)%	64.50%	(16.58)%
Ratios to Average Net Assets^(e)					
Total expenses	0.50%	0.50%	0.50%	0.50%	0.51%
Net investment income	5.41%	4.68%	4.32%	2.55%	0.32%
Supplemental Data					
Net assets, end of year (000)	\$64,168	\$53,649	\$62,502	\$89,752	\$43,104
Portfolio turnover rate ^(f)	22%	21%	19%	14%	16%

(a) Based on average shares outstanding.

(b) The amounts reported for a share outstanding may not accord with the change in aggregate gains and losses in securities for the fiscal period due to the timing of capital share transactions in relation to the fluctuating market values of the Fund's underlying securities.

(c) Distributions for annual periods determined in accordance with U.S. federal income tax regulations.

(d) Where applicable, assumes the reinvestment of distributions.

(e) Excludes fees and expenses incurred indirectly as a result of investments in underlying funds.

(f) Portfolio turnover rate excludes in-kind transactions, if any.

For a share outstanding throughout each period:

	iShares MSCI Belgium ETF				
	Year Ended 08/31/24	Year Ended 08/31/23	Year Ended 08/31/22	Year Ended 08/31/21	Year Ended 08/31/20
Net asset value, beginning of year	\$ 18.16	\$ 15.93	\$ 22.28	\$ 17.76	\$ 18.48
Net investment income ^(a)	0.38	0.41	0.44	0.31	0.24
Net realized and unrealized gain (loss) ^(b)	2.03	2.15	(5.80)	4.64	(0.60)
Net increase (decrease) from investment operations	2.41	2.56	(5.36)	4.95	(0.36)
Distributions^(c)					
From net investment income	(0.43)	(0.15)	(0.99)	(0.43)	(0.36)
Return of capital	—	(0.18)	—	—	—
Total distributions	(0.43)	(0.33)	(0.99)	(0.43)	(0.36)
Net asset value, end of year	\$ 20.14	\$ 18.16	\$ 15.93	\$ 22.28	\$ 17.76
Total Return^(d)					
Based on net asset value	13.43%	16.16%	(24.77)%	27.96% ^(e)	(2.02)%
Ratios to Average Net Assets^(f)					
Total expenses	0.50%	0.50%	0.50%	0.50%	0.51%
Net investment income	2.07%	2.28%	2.22%	1.52%	1.34%
Supplemental Data					
Net assets, end of year (000)	\$16,108	\$20,343	\$17,845	\$41,002	\$32,685
Portfolio turnover rate ^(g)	18%	12%	7%	16%	18%

(a) Based on average shares outstanding.

(b) The amounts reported for a share outstanding may not accord with the change in aggregate gains and losses in securities for the fiscal period due to the timing of capital share transactions in relation to the fluctuating market values of the Fund's underlying securities.

(c) Distributions for annual periods determined in accordance with U.S. federal income tax regulations.

(d) Where applicable, assumes the reinvestment of distributions.

(e) Includes payment received from a settlement of litigation, which impacted the Fund' total return. Excluding the payment from a settlement of litigation, the Fund's total return is 22.73%.

(f) Excludes fees and expenses incurred indirectly as a result of investments in underlying funds.

(g) Portfolio turnover rate excludes in-kind transactions, if any.

For a share outstanding throughout each period:

	iShares MSCI Canada ETF				
	Year Ended 08/31/24	Year Ended 08/31/23	Year Ended 08/31/22	Year Ended 08/31/21	Year Ended 08/31/20
Net asset value, beginning of year	\$ 34.69	\$ 33.72	\$ 37.38	\$ 28.76	\$ 28.22
Net investment income ^(a)	0.79	0.80	0.77	0.64	0.65
Net realized and unrealized gain (loss) ^(b)	5.85	1.01	(3.68)	8.60	0.54
Net increase (decrease) from investment operations	6.64	1.81	(2.91)	9.24	1.19
Distributions from net investment income ^(c)	(0.84)	(0.84)	(0.75)	(0.62)	(0.65)
Net asset value, end of year	\$ 40.49	\$ 34.69	\$ 33.72	\$ 37.38	\$ 28.76
Total Return^(d)					
Based on net asset value	19.42%	5.42%	(7.94)%	32.41%	4.32%
Ratios to Average Net Assets^(e)					
Total expenses	0.50%	0.50%	0.50%	0.50%	0.51%
Net investment income	2.19%	2.36%	2.05%	1.91%	2.37%
Supplemental Data					
Net assets, end of year (000)	\$2,591,046	\$3,028,303	\$3,662,225	\$4,157,136	\$2,266,034
Portfolio turnover rate ^(f)	4%	6%	5%	8%	9%

^(a) Based on average shares outstanding.

^(b) The amounts reported for a share outstanding may not accord with the change in aggregate gains and losses in securities for the fiscal period due to the timing of capital share transactions in relation to the fluctuating market values of the Fund's underlying securities.

^(c) Distributions for annual periods determined in accordance with U.S. federal income tax regulations.

^(d) Where applicable, assumes the reinvestment of distributions.

^(e) Excludes fees and expenses incurred indirectly as a result of investments in underlying funds.

^(f) Portfolio turnover rate excludes in-kind transactions, if any.

For a share outstanding throughout each period:

	iShares MSCI Eurozone ETF				
	Year Ended 08/31/24	Year Ended 08/31/23	Year Ended 08/31/22	Year Ended 08/31/21	Year Ended 08/31/20
Net asset value, beginning of year	\$ 44.76	\$ 35.23	\$ 50.86	\$ 39.52	\$ 37.91
Net investment income ^(a)	1.28 ^(b)	1.25 ^(b)	1.06 ^(b)	1.21 ^(b)	0.55
Net realized and unrealized gain (loss) ^(c)	6.71	9.32	(15.04)	11.24	1.55
Net increase (decrease) from investment operations	7.99	10.57	(13.98)	12.45	2.10
Distributions from net investment income ^(d)	(1.39)	(1.04)	(1.65)	(1.11)	(0.49)
Net asset value, end of year	\$ 51.36	\$ 44.76	\$ 35.23	\$ 50.86	\$ 39.52
Total Return^(e)					
Based on net asset value	18.02% ^(b)	30.09% ^(b)	(27.98)% ^(b)	31.72% ^(b)	5.61%
Ratios to Average Net Assets^(f)					
Total expenses	0.51%	0.51%	0.53%	0.65%	0.51%
Total expenses excluding professional fees for foreign withholding tax claims	0.50%	0.50%	0.50%	0.50%	0.51%
Net investment income	2.70% ^(b)	2.96% ^(b)	2.39% ^(b)	2.64% ^(b)	1.46%
Supplemental Data					
Net assets, end of year (000)	\$7,893,590	\$7,775,037	\$4,787,972	\$8,243,943	\$4,477,240
Portfolio turnover rate ^(g)	4%	3%	6%	5%	5%

^(a) Based on average shares outstanding.

^(b) Reflects positive effect of foreign withholding tax claims, net of the associated professional fees, which resulted in the following increases for the years ended August 31, 2024, August 31, 2023, August 31, 2022 and August 31, 2021 respectively:

- Net investment income per share by \$0.04, \$0.02, \$0.10 and \$0.53, respectively.
- Total return by 0.08%, 0.05%, 0.22% and 1.07%, respectively.
- Ratio of net investment income to average net assets by 0.08%, 0.05%, 0.22% and 1.16%, respectively.

^(c) The amounts reported for a share outstanding may not accord with the change in aggregate gains and losses in securities for the fiscal period due to the timing of capital share transactions in relation to the fluctuating market values of the Fund's underlying securities.

^(d) Distributions for annual periods determined in accordance with U.S. federal income tax regulations.

^(e) Where applicable, assumes the reinvestment of distributions.

^(f) Excludes fees and expenses incurred indirectly as a result of investments in underlying funds.

^(g) Portfolio turnover rate excludes in-kind transactions, if any.

For a share outstanding throughout each period:

	iShares MSCI France ETF				
	Year Ended 08/31/24	Year Ended 08/31/23	Year Ended 08/31/22	Year Ended 08/31/21	Year Ended 08/31/20
Net asset value, beginning of year	\$ 37.57	\$ 29.48	\$ 38.85	\$ 29.30	\$ 29.41
Net investment income ^(a)	0.90 ^(b)	1.01 ^(b)	1.27 ^(b)	0.72 ^(b)	0.32
Net realized and unrealized gain (loss) ^(c)	2.58	8.02	(8.65)	9.43	(0.18)
Net increase (decrease) from investment operations	3.48	9.03	(7.38)	10.15	0.14
Distributions from net investment income ^(d)	(1.17)	(0.94)	(1.99)	(0.60)	(0.25)
Net asset value, end of year	\$ 39.88	\$ 37.57	\$ 29.48	\$ 38.85	\$ 29.30
Total Return^(e)					
Based on net asset value	9.30% ^(b)	30.82% ^(b)	(19.71)% ^(b)	34.74% ^(b)	0.50%
Ratios to Average Net Assets^(f)					
Total expenses	0.50%	0.53%	0.76%	0.60%	0.51%
Total expenses excluding professional fees for foreign withholding tax claims	0.50%	0.50%	0.50%	0.50%	N/A
Net investment income	2.34% ^(b)	2.88% ^(b)	3.62% ^(b)	2.13% ^(b)	1.09%
Supplemental Data					
Net assets, end of year (000)	\$669,913	\$939,353	\$790,162	\$761,536	\$884,935
Portfolio turnover rate ^(g)	4%	3%	9%	4%	2%

^(a) Based on average shares outstanding.

^(b) Reflects the positive effect of foreign withholding tax claims, net of the associated professional fees, which resulted in the following increases for the years ended August 31, 2024, August 31, 2023, August 31, 2022 and August 31, 2021, respectively:

- Net investment income per share by \$0.01, \$0.07, \$0.58 and \$0.30.
- Total return by 0.07%, 0.27%, 1.24% and 1.25%.
- Ratio of net investment income to average net assets by 0.01%, 0.21%, 1.66% and 0.89%.

^(c) The amounts reported for a share outstanding may not accord with the change in aggregate gains and losses in securities for the fiscal period due to the timing of capital share transactions in relation to the fluctuating market values of the Fund's underlying securities.

^(d) Distributions for annual periods determined in accordance with U.S. federal income tax regulations.

^(e) Where applicable, assumes the reinvestment of distributions.

^(f) Excludes fees and expenses incurred indirectly as a result of investments in underlying funds.

^(g) Portfolio turnover rate excludes in-kind transactions, if any.

For a share outstanding throughout each period:

	iShares MSCI Germany ETF				
	Year Ended 08/31/24	Year Ended 08/31/23	Year Ended 08/31/22	Year Ended 08/31/21	Year Ended 08/31/20
Net asset value, beginning of year	\$ 27.88	\$ 21.83	\$ 34.94	\$ 30.16	\$ 26.28
Net investment income ^(a)	0.58	0.81	0.59	0.56	0.50
Net realized and unrealized gain (loss) ^(b)	4.96	6.01	(12.63)	5.21	3.66
Net increase (decrease) from investment operations	5.54	6.82	(12.04)	5.77	4.16
Distributions from net investment income ^(c)	(0.76)	(0.77)	(1.07)	(0.99)	(0.28)
Net asset value, end of year	\$ 32.66	\$ 27.88	\$ 21.83	\$ 34.94	\$ 30.16
Total Return^(d)					
Based on net asset value	20.01%	31.27%	(35.02)%	19.30%	15.98%
Ratios to Average Net Assets^(e)					
Total expenses	0.50%	0.50%	0.50%	0.50%	0.51%
Net investment income	1.98%	3.05%	1.98%	1.72%	1.85%
Supplemental Data					
Net assets, end of year (000)	\$930,676	\$1,555,839	\$1,205,118	\$2,872,398	\$2,913,852
Portfolio turnover rate ^(f)	3%	6%	7%	6%	4%

^(a) Based on average shares outstanding.

^(b) The amounts reported for a share outstanding may not accord with the change in aggregate gains and losses in securities for the fiscal period due to the timing of capital share transactions in relation to the fluctuating market values of the Fund's underlying securities.

^(c) Distributions for annual periods determined in accordance with U.S. federal income tax regulations.

^(d) Where applicable, assumes the reinvestment of distributions.

^(e) Excludes fees and expenses incurred indirectly as a result of investments in underlying funds.

^(f) Portfolio turnover rate excludes in-kind transactions, if any.

For a share outstanding throughout each period:

	iShares MSCI Israel ETF				
	Year Ended 08/31/24	Year Ended 08/31/23	Year Ended 08/31/22	Year Ended 08/31/21	Year Ended 08/31/20
Net asset value, beginning of year	\$ 55.04	\$ 66.35	\$ 72.22	\$ 56.70	\$ 53.28
Net investment income ^(a)	0.66	1.04	1.16	0.26	0.23
Net realized and unrealized gain (loss) ^(b)	12.25	(11.47)	(5.74)	15.38	4.31
Net increase (decrease) from investment operations	12.91	(10.43)	(4.58)	15.64	4.54
Distributions from net investment income ^(c)	(0.78)	(0.88)	(1.29)	(0.12)	(1.12)
Net asset value, end of year	\$ 67.17	\$ 55.04	\$ 66.35	\$ 72.22	\$ 56.70
Total Return^(d)					
Based on net asset value	23.62%	(15.74)%	(6.38)%	27.59%	8.53%
Ratios to Average Net Assets^(e)					
Total expenses	0.59%	0.59%	0.58%	0.57%	0.59%
Net investment income	1.13%	1.82%	1.64%	0.40%	0.43%
Supplemental Data					
Net assets, end of year (000)	\$154,485	\$143,116	\$162,562	\$162,485	\$104,903
Portfolio turnover rate ^(f)	7%	12%	13%	21%	7%

^(a) Based on average shares outstanding.

^(b) The amounts reported for a share outstanding may not accord with the change in aggregate gains and losses in securities for the fiscal period due to the timing of capital share transactions in relation to the fluctuating market values of the Fund's underlying securities.

^(c) Distributions for annual periods determined in accordance with U.S. federal income tax regulations.

^(d) Where applicable, assumes the reinvestment of distributions.

^(e) Excludes fees and expenses incurred indirectly as a result of investments in underlying funds.

^(f) Portfolio turnover rate excludes in-kind transactions, if any.

For a share outstanding throughout each period:

	iShares MSCI Italy ETF				
	Year Ended 08/31/24	Year Ended 08/31/23	Year Ended 08/31/22	Year Ended 08/31/21	Year Ended 08/31/20
Net asset value, beginning of year	\$ 32.07	\$ 23.12	\$ 32.89	\$ 25.76	\$ 26.83
Net investment income ^(a)	1.40	1.19	1.08	0.83	0.43
Net realized and unrealized gain (loss) ^(b)	6.81	8.91	(9.58)	6.95	(1.05)
Net increase (decrease) from investment operations	8.21	10.10	(8.50)	7.78	(0.62)
Distributions from net investment income ^(c)	(1.33)	(1.15)	(1.27)	(0.65)	(0.45)
Net asset value, end of year	\$ 38.95	\$ 32.07	\$ 23.12	\$ 32.89	\$ 25.76
Total Return^(d)					
Based on net asset value	26.02%	44.24%	(26.50)%	30.30%	(2.29)%
Ratios to Average Net Assets^(e)					
Total expenses	0.50%	0.50%	0.50%	0.50%	0.51%
Net investment income	4.00%	4.10%	3.56%	2.70%	1.64%
Supplemental Data					
Net assets, end of year (000)	\$470,325	\$346,409	\$194,248	\$594,545	\$208,645
Portfolio turnover rate ^(f)	18%	24%	14%	13%	16%

^(a) Based on average shares outstanding.

^(b) The amounts reported for a share outstanding may not accord with the change in aggregate gains and losses in securities for the fiscal period due to the timing of capital share transactions in relation to the fluctuating market values of the Fund's underlying securities.

^(c) Distributions for annual periods determined in accordance with U.S. federal income tax regulations.

^(d) Where applicable, assumes the reinvestment of distributions.

^(e) Excludes fees and expenses incurred indirectly as a result of investments in underlying funds.

^(f) Portfolio turnover rate excludes in-kind transactions, if any.

For a share outstanding throughout each period:

	iShares MSCI Netherlands ETF				
	Year Ended 08/31/24	Year Ended 08/31/23	Year Ended 08/31/22	Year Ended 08/31/21	Year Ended 08/31/20
Net asset value, beginning of year	\$ 41.18	\$ 34.26	\$ 52.87	\$ 35.38	\$ 30.58
Net investment income ^(a)	0.82	0.72	0.84	0.40	0.33
Net realized and unrealized gain (loss) ^(b)	9.72	6.91	(18.78)	17.55	4.80
Net increase (decrease) from investment operations	10.54	7.63	(17.94)	17.95	5.13
Distributions from net investment income ^(c)	(0.91)	(0.71)	(0.67)	(0.46)	(0.33)
Net asset value, end of year	\$ 50.81	\$ 41.18	\$ 34.26	\$ 52.87	\$ 35.38
Total Return^(d)					
Based on net asset value	25.72%	22.27%	(34.09)%	50.92%	16.88%
Ratios to Average Net Assets^(e)					
Total expenses	0.50%	0.50%	0.50%	0.50%	0.51%
Net investment income	1.79%	1.84%	1.94%	0.90%	1.03%
Supplemental Data					
Net assets, end of year (000)	\$294,687	\$249,117	\$306,659	\$330,434	\$187,519
Portfolio turnover rate ^(f)	13%	11%	10%	36%	19%

^(a) Based on average shares outstanding.

^(b) The amounts reported for a share outstanding may not accord with the change in aggregate gains and losses in securities for the fiscal period due to the timing of capital share transactions in relation to the fluctuating market values of the Fund's underlying securities.

^(c) Distributions for annual periods determined in accordance with U.S. federal income tax regulations.

^(d) Where applicable, assumes the reinvestment of distributions.

^(e) Excludes fees and expenses incurred indirectly as a result of investments in underlying funds.

^(f) Portfolio turnover rate excludes in-kind transactions, if any.

For a share outstanding throughout each period:

	iShares MSCI Spain ETF				
	Year Ended 08/31/24	Year Ended 08/31/23	Year Ended 08/31/22	Year Ended 08/31/21	Year Ended 08/31/20
Net asset value, beginning of year	\$ 28.42	\$ 21.79	\$ 28.08	\$ 23.15	\$ 26.71
Net investment income ^(a)	1.12	0.94	0.75	0.84 ^(b)	0.77
Net realized and unrealized gain (loss) ^(c)	5.25	6.41	(6.23)	5.00	(3.44)
Net increase (decrease) from investment operations	6.37	7.35	(5.48)	5.84	(2.67)
Distributions from net investment income ^(d)	(1.01)	(0.72)	(0.81)	(0.91)	(0.89)
Net asset value, end of year	\$ 33.78	\$ 28.42	\$ 21.79	\$ 28.08	\$ 23.15
Total Return^(e)					
Based on net asset value	22.72%	34.16%	(19.89)%	25.25% ^(b)	(10.44)%
Ratios to Average Net Assets^(f)					
Total expenses	0.50%	0.50%	0.50%	0.62%	0.51%
Total expenses excluding professional fees for foreign withholding tax claims	N/A	0.50%	0.50%	0.50%	0.51%
Net investment income	3.65%	3.59%	2.90%	3.10% ^(b)	2.99%
Supplemental Data					
Net assets, end of year (000)	\$1,048,724	\$712,043	\$415,056	\$707,646	\$468,824
Portfolio turnover rate ^(g)	15%	16%	14%	34%	19%

^(a) Based on average shares outstanding.

^(b) Reflects the one-time, positive effect of foreign withholding tax claims, net of the associated professional fees, which resulted in the following increases for year ended August 31, 2021:

- Net investment income per share by \$0.18.
- Total return by 0.63%.
- Ratio of net investment income to average net assets by 0.65%.

^(c) The amounts reported for a share outstanding may not accord with the change in aggregate gains and losses in securities for the fiscal period due to the timing of capital share transactions in relation to the fluctuating market values of the Fund's underlying securities.

^(d) Distributions for annual periods determined in accordance with U.S. federal income tax regulations.

^(e) Where applicable, assumes the reinvestment of distributions.

^(f) Excludes fees and expenses incurred indirectly as a result of investments in underlying funds.

^(g) Portfolio turnover rate excludes in-kind transactions, if any.

For a share outstanding throughout each period:

	iShares MSCI Sweden ETF				
	Year Ended 08/31/24	Year Ended 08/31/23	Year Ended 08/31/22	Year Ended 08/31/21	Year Ended 08/31/20
Net asset value, beginning of year	\$ 33.32	\$ 30.10	\$ 47.87	\$ 35.73	\$ 28.25
Net investment income ^(a)	0.84 ^(b)	0.79 ^(b)	1.46	0.99	0.34
Net realized and unrealized gain (loss) ^(c)	9.66	2.63	(16.83)	12.57	7.65
Net increase (decrease) from investment operations	10.50	3.42	(15.37)	13.56	7.99
Distributions from net investment income ^(d)	(1.61)	(0.20)	(2.40)	(1.42)	(0.51)
Net asset value, end of year	\$ 42.21	\$ 33.32	\$ 30.10	\$ 47.87	\$ 35.73
Total Return^(e)					
Based on net asset value	31.89% ^(b)	11.35% ^(b)	(33.28)%	38.09%	28.51%
Ratios to Average Net Assets^(f)					
Total expenses	0.54%	0.54%	0.54%	0.54%	0.55%
Total expenses excluding professional fees for foreign withholding tax claims	0.50%	0.50%	0.50%	0.50%	0.51%
Net investment income	2.23% ^(b)	2.37% ^(b)	3.67%	2.27%	1.09%
Supplemental Data					
Net assets, end of year (000)	\$307,053	\$314,889	\$408,555	\$653,396	\$246,503
Portfolio turnover rate ^(g)	16%	13%	18%	11%	8%

^(a) Based on average shares outstanding.

^(b) Reflects the positive effect of foreign withholding tax claims, net of the associated professional fees, which resulted in the following increases for the years ended August 31, 2024 and August 31, 2023:

- Net investment income per share by \$0.13 and \$0.11.
- Total return by 0.46% and 0.36%.
- Ratio of net investment income to average net assets by 0.34% and 0.32%.

^(c) The amounts reported for a share outstanding may not accord with the change in aggregate gains and losses in securities for the fiscal period due to the timing of capital share transactions in relation to the fluctuating market values of the Fund's underlying securities.

^(d) Distributions for annual periods determined in accordance with U.S. federal income tax regulations.

^(e) Where applicable, assumes the reinvestment of distributions.

^(f) Excludes fees and expenses incurred indirectly as a result of investments in underlying funds.

^(g) Portfolio turnover rate excludes in-kind transactions, if any.

For a share outstanding throughout each period:

	iShares MSCI Switzerland ETF				
	Year Ended 08/31/24	Year Ended 08/31/23	Year Ended 08/31/22	Year Ended 08/31/21	Year Ended 08/31/20
Net asset value, beginning of year	\$ 46.10	\$ 40.66	\$ 50.74	\$ 41.87	\$ 37.31
Net investment income ^(a)	0.89	0.87	0.76	0.75	0.73
Net realized and unrealized gain (loss) ^(b)	7.00	5.59	(9.98)	9.06	4.45
Net increase (decrease) from investment operations	7.89	6.46	(9.22)	9.81	5.18
Distributions from net investment income ^(c)	(1.02)	(1.02)	(0.86)	(0.94)	(0.62)
Net asset value, end of year	\$ 52.97	\$ 46.10	\$ 40.66	\$ 50.74	\$ 41.87
Total Return^(d)					
Based on net asset value	17.32%	15.92%	(18.24)%	23.49%	14.07%
Ratios to Average Net Assets^(e)					
Total expenses	0.50%	0.50%	0.50%	0.50%	0.51%
Net investment income	1.90%	1.99%	1.62%	1.66%	1.89%
Supplemental Data					
Net assets, end of year (000)	\$1,310,943	\$1,227,303	\$1,351,808	\$1,763,380	\$1,721,701
Portfolio turnover rate ^(f)	6%	10%	8%	7%	16%

^(a) Based on average shares outstanding.

^(b) The amounts reported for a share outstanding may not accord with the change in aggregate gains and losses in securities for the fiscal period due to the timing of capital share transactions in relation to the fluctuating market values of the Fund's underlying securities.

^(c) Distributions for annual periods determined in accordance with U.S. federal income tax regulations.

^(d) Where applicable, assumes the reinvestment of distributions.

^(e) Excludes fees and expenses incurred indirectly as a result of investments in underlying funds.

^(f) Portfolio turnover rate excludes in-kind transactions, if any.

For a share outstanding throughout each period:

	iShares MSCI USA Equal Weighted ETF				
	Year Ended 08/31/24	Year Ended 08/31/23	Year Ended 08/31/22	Year Ended 08/31/21	Year Ended 08/31/20
Net asset value, beginning of year	\$ 79.36	\$ 74.32	\$ 87.61	\$ 62.79	\$ 58.13
Net investment income ^(a)	1.44	1.27	1.25	1.03	1.09
Net realized and unrealized gain (loss) ^(b)	14.59	5.05	(13.32)	24.72	4.65
Net increase (decrease) from investment operations	16.03	6.32	(12.07)	25.75	5.74
Distributions from net investment income ^(c)	(1.31)	(1.28)	(1.22)	(0.93)	(1.08)
Net asset value, end of year	\$ 94.08	\$ 79.36	\$ 74.32	\$ 87.61	\$ 62.79
Total Return^(d)					
Based on net asset value	20.43%	8.69%	(13.93)%	41.36%	10.18%
Ratios to Average Net Assets^(e)					
Total expenses	0.09%	0.09%	0.10%	0.15%	0.15%
Total expenses after fees waived	0.09%	0.09%	0.09%	0.15%	0.15%
Net investment income	1.69%	1.69%	1.52%	1.34%	1.84%
Supplemental Data					
Net assets, end of year (000)	\$809,092	\$555,533	\$412,468	\$473,092	\$226,062
Portfolio turnover rate ^(f)	26%	28%	27%	30%	30%

(a) Based on average shares outstanding.

(b) The amounts reported for a share outstanding may not accord with the change in aggregate gains and losses in securities for the fiscal period due to the timing of capital share transactions in relation to the fluctuating market values of the Fund's underlying securities.

(c) Distributions for annual periods determined in accordance with U.S. federal income tax regulations.

(d) Where applicable, assumes the reinvestment of distributions.

(e) Excludes fees and expenses incurred indirectly as a result of investments in underlying funds.

(f) Portfolio turnover rate excludes in-kind transactions, if any.

Index Provider and Disclaimers

The Index Provider is not affiliated with the Company, BFA, the Distributor or any of their respective affiliates. BFA or its affiliates have entered into a license agreement with the Index Provider to use the Underlying Indexes. BFA or its affiliates sublicense rights in each Underlying Index for use by the applicable Fund at no charge.

The past performance of an Underlying Index is not a guide to future performance. BFA and its affiliates do not guarantee the accuracy or the completeness of an Underlying Index or any data included therein, and BFA and its affiliates shall have no liability for any errors, omissions or interruptions therein. BFA and its affiliates make no warranty, express or implied, to the owners of shares of a Fund or to any other person or entity, as to results to be obtained by a Fund from the use of an Underlying Index or any data included therein. Without limiting any of the foregoing, in no event shall BFA or its affiliates have any liability for any special, punitive, direct, indirect, consequential or any other damages (including lost profits), even if notified of the possibility of such damages.

MSCI Inc.

MSCI Inc. ("MSCI") is a provider of investment decision support tools to investors globally. MSCI products and services include indices, portfolio risk and performance analytics, and governance tools.

The following applies with respect to each Underlying Index provided by MSCI:

The Fund is not sponsored, endorsed, sold or promoted by MSCI or any affiliate of MSCI. Neither MSCI nor any other party makes any representation or warranty, express or implied, to the owners of shares of the Fund or any member of the public regarding the advisability of investing in funds generally or in the Fund particularly or the ability of the Underlying Index to track general market performance. MSCI is the licensor of certain trademarks, service marks and trade names of MSCI and of the Underlying Index, which is determined, composed and calculated by MSCI without regard to the issuer of the Fund's securities or the Fund. MSCI has no obligation to take the needs of the issuer of the Fund's securities or the owners of shares of the Fund into consideration in determining, composing or calculating the Underlying Index. MSCI is not responsible for and has not participated in the determination of the timing of, prices at, or quantities of the Fund's shares to be issued or in the determination or calculation of the equation by which the Fund's shares are redeemable for cash. Neither MSCI nor any other party has any obligation or liability to owners of shares of the Fund in connection with the administration, marketing or trading of the Fund's shares.

ALTHOUGH MSCI SHALL OBTAIN INFORMATION FOR INCLUSION IN OR FOR USE IN THE CALCULATION OF THE INDEXES FROM SOURCES WHICH MSCI CONSIDERS RELIABLE, NEITHER MSCI NOR ANY OTHER PARTY GUARANTEES THE ACCURACY AND/OR THE COMPLETENESS OF THE INDEXES OR ANY DATA INCLUDED THEREIN. NEITHER MSCI NOR ANY OTHER PARTY MAKES ANY WARRANTY, EXPRESS OR IMPLIED, AS TO RESULTS TO BE OBTAINED BY LICENSEE, LICENSEE'S CUSTOMERS AND COUNTERPARTIES, OWNERS OF SHARES OF THE FUND, OR ANY OTHER PERSON OR ENTITY FROM THE USE OF THE INDEXES OR ANY DATA INCLUDED THEREIN IN CONNECTION WITH THE RIGHTS LICENSED HEREUNDER OR FOR ANY OTHER USE. NEITHER MSCI NOR ANY OTHER PARTY MAKES ANY EXPRESS OR IMPLIED WARRANTIES, AND MSCI HEREBY EXPRESSLY DISCLAIMS ALL WARRANTIES OF MERCHANTABILITY OR FITNESS FOR A PARTICULAR PURPOSE WITH RESPECT TO THE INDEXES OR ANY DATA INCLUDED THEREIN. WITHOUT LIMITING ANY OF THE FOREGOING, IN NO EVENT SHALL MSCI OR ANY OTHER PARTY HAVE ANY LIABILITY FOR ANY DIRECT, INDIRECT, SPECIAL, PUNITIVE, CONSEQUENTIAL OR ANY OTHER DAMAGES (INCLUDING LOST PROFITS) EVEN IF NOTIFIED OF THE POSSIBILITY OF SUCH DAMAGES.

[THIS PAGE INTENTIONALLY LEFT BLANK]

Want to know more?

iShares.com | 1-800-474-2737 (1-800-iShares)

Information on each Fund's net asset value, market price, premiums and discounts, and bid-ask spreads can be found at www.iShares.com. Copies of each Fund's Prospectus, SAI, shareholder reports and other information, as applicable and when available, can be found at www.iShares.com. For more information about a Fund, you may request a copy of the Fund's SAI. The SAI provides detailed information about the Fund and is incorporated by reference into the Fund's Prospectus. This means that the SAI, for legal purposes, is a part of the Fund's Prospectus.

Additional information about each Fund's investments is, or will be, available in the Fund's Annual and Semi-Annual Reports to shareholders. In a Fund's Annual Report, you will find a discussion of the market conditions and investment strategies that significantly affected the Fund's performance during the last fiscal year.

If you have any questions about the Company or shares of a Fund or you wish to obtain a Fund's SAI, Semi-Annual or Annual Report free of charge, please:

Call: 1-800-iShares or 1-800-474-2737 (toll free)
Monday through Friday, 8:30 a.m. to 6:30 p.m. (Eastern time)
Email: iSharesETFs@blackrock.com
Write: c/o BlackRock Investments, LLC
1 University Square Drive, Princeton, NJ 08540

Reports and other information about each Fund are available on the EDGAR database on the SEC's website at www.sec.gov, and copies of this information may be obtained, after paying a duplicating fee, by electronic request at the following email address: publicinfo@sec.gov.

No person is authorized to give any information or to make any representations about a Fund and its shares not contained in this Prospectus and you should not rely on any other information. Read and keep this Prospectus for future reference.

©2024 BlackRock, Inc. All rights reserved. **iSHARES**® and **BLACKROCK**® are registered trademarks of BlackRock Fund Advisors and its affiliates. All other marks are the property of their respective owners.

Investment Company Act File No.: 811-09102

IS-P-831A-1224

iShares
by BlackRock

Go paperless. . .
It's Easy, Economical and Green!
Go to www.icsdelivery.com

