

BlackRock[®]

**Equity investing
for a new era:
The return of alpha**



The long period of moderation — in inflation, interest rates and market volatility — has passed. The pandemic period, inclusive of the crisis response and aftermath, roused an entirely new set of circumstances upon which the economy and markets are establishing their footing. For equity investors, we believe this regime change means a different opportunity set than the one that prevailed over the past decade and a half — and one that favors alpha (excess return) over beta (market return).

Highlights

01

The post-GFC period of easy money is ended. The post-pandemic era is setting up to be more volatile with greater differentiation across individual stocks.

02

Beta, or market return, is sufficient when a rising tide lifts all boats. In the more traditional investing landscape now forming, we see alpha at the center.

03

A more discerning market that prices stocks on their underlying fundamentals is an opportunity for skilled stock pickers to outperform.



Tony DeSpirito

Global Chief Investment Officer,
BlackRock Fundamental Equities

The end — and beginning — of an era

Capturing the essence of the new market regime requires context and reflection on the dynamics that existed prior to the current moment. The years following the 2008 Global Financial Crisis (GFC) were characterized by 1.) fragility and 2.) unprecedented accommodation. Households and businesses were recovering from a deep recession and fallout from financial and corporate failures. For its part, the Federal Reserve (Fed) cut rates to near zero and implemented quantitative easing for the first time in order to stimulate the economy and help consumers and businesses heal, propping up markets in the process.

Fast forward to 2020 and the COVID-19 crisis. It was a time marked by a global economic shutdown and restart and an unprecedented combination of monetary and fiscal support that was far greater than that seen during the GFC even as the earlier crisis imposed a more potent shock to GDP. Consumer pockets were padded with stimulus money and demand for goods was great — but supply was limited, having been disrupted by pandemic-related closures.

What followed was supply-side inflation ignited by the crisis, accommodated by fiscal and monetary stimulus, which was further exacerbated by war in Ukraine. Central banks vigilantly hiked rates to combat soaring prices. While inflation is beginning to moderate, sticky elements such as wages are proving harder to bring down, setting the stage for higher inflation and interest rates for longer, just as stock valuations also are higher.

“

As the age of extreme moderation in inflation, rates and volatility ends, we see stock selection becoming more important as individual companies adapt to the new regime with varying degrees of dynamism and success.”

Defining times

Post-GFC era 2009-2019	<ul style="list-style-type: none"> • “Underwater” consumers repairing balance sheets • Low to moderate economic growth • Low inflation and interest rates; accommodative Fed • Extreme market returns as stock valuations move from depressed to the high end of normal • Little differentiation in individual stock returns; “buy the dip” environment
Pandemic era 2020-2021	<ul style="list-style-type: none"> • Massive policy stimulus expands the monetary base and creates excess savings • Economic closures stress supply chains • Supply/demand imbalance pushes up inflation • Tech stocks lead in a low-contact, stay-at-home world
Post-pandemic era 2022-?	<ul style="list-style-type: none"> • Resilient consumer and corporate balance sheets; consumer run-down of COVID savings • Long-term inflationary dynamics, including full employment, aging demographics, deglobalization and decarbonization • Structurally higher inflation and interest rates; tighter Fed • Fuller stock valuations, higher volatility, more “normal” market returns • Greater dispersion in earnings, valuations and returns

Investment implications: An alpha imperative

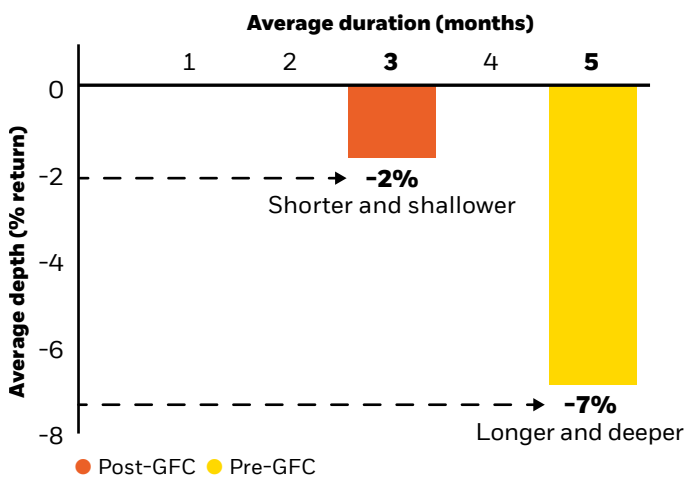
We believe the post-pandemic investment regime characterized by higher inflation, rates and valuations will require a new approach to equity investing. One implication of this new backdrop is lower market return, or beta, suggesting that a higher portion of equity portfolio returns will need to come from alpha, or excess return.

For the 12 years following the GFC, returns to beta were abnormally high as valuations moved from very low to normal, and the differentiation in returns between individual stocks was slim. Investors bought the dips and, as a result, the drawdowns were quite short and shallow. The Fed also was willing to come to the rescue in the case of any wobbles. Beta was king, as well-supported markets provided extreme performance, resulting in an average annual S&P 500 return of 15% over calendar years 2010 to 2021.

In contrast, the era before the GFC featured longer and deeper equity market drawdowns, as shown to the right, meaning more volatility as well as greater opportunity for skilled stock picking to deliver above-market returns (or alpha). We see this dynamic returning and the outlook for alpha turning more positive.

To buy or not to buy the dip

Depth and duration of equity market drawdowns



Source: BlackRock Fundamental Equities, July 2024. Chart shows the average depth (% return) and duration (in months) of Russell 1000 Index drawdowns during the pre-GFC (January 1979-February 2009) and post-GFC (March 2009-December 2021) periods. **Past performance is not indicative of current or future results. Indexes are unmanaged. It is not possible to invest directly in an index.**

Five factors favoring stock picking

While there are no crystal balls in investing and markets are notoriously unpredictable, we see various market dynamics taking shape that support the case for an alpha-centric approach to equity investing:

1 Volatility more likely to increase than decrease

Equity market volatility, as measured by the VIX, has been relatively low in 2024. Strong earnings and optimism around artificial intelligence (AI) have kept markets buoyant even amid macroeconomic uncertainty. Yet high valuations, geopolitical concerns, supply disruptions and a data-dependent Fed committed to fighting inflation are all likely to stoke bouts of volatility across time. The market dips inherent in volatility can lead to mispricings, presenting opportunities for active stock pickers to purchase shares of companies with good prospects at a discount.

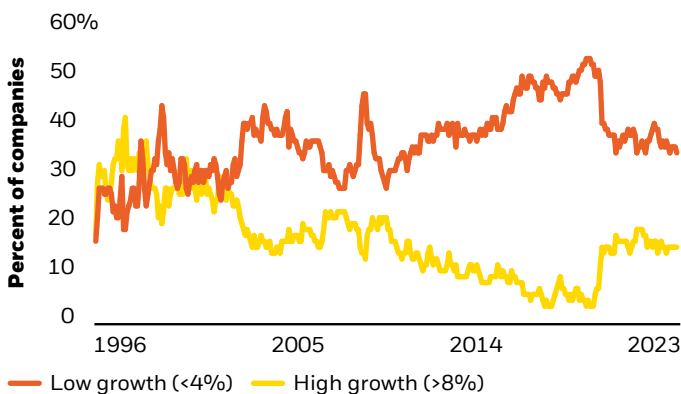
2 Stock dispersion normalizing

Stock dispersion was muted after the GFC with little difference in return across top and bottom performers. It was a beta-driven environment in which a rising tide lifted all boats. This reduced the reward to stock pickers, as there was smaller advantage to identifying “winners” or avoiding “losers.”

We see dispersion in earnings, valuations and returns increasing in the post-pandemic period, setting up an environment in which skilled stock picking can provide more meaningful contribution to portfolio outcomes. The chart below shows the percent of high-growth versus low-growth companies in the MSCI World Index across time, with the current gap large enough to suggest potential for skilled stock picking to generate outperformance.

All stocks are not created equal

Revenue growth dispersion, 1996-2023



Source: Datastream, I/B/E/S and Goldman Sachs Global Investment Research, as of Dec. 31, 2023. Chart shows revenue growth as represented by fiscal year 3 (ending March) sales growth estimates for companies in the MSCI World Index.

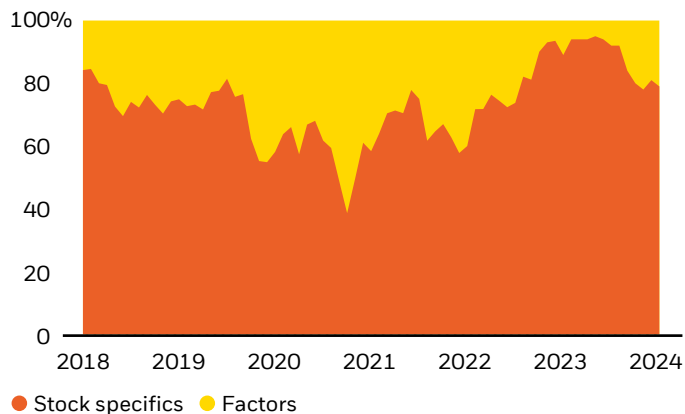
Past performance is not indicative of current or future results. It is not possible to invest directly in an index.

3 Stock specifics gaining influence

Our data further finds that the dispersion in returns is more recently based on stock-specific variables and less on the factor characteristics of the stocks (e.g., growth vs. value, small vs. large), which were more dominant in 2020 and 2021. See chart below. While the continuation of this trend cannot be assured, we believe active selection focused on fundamentals can have greater bearing on investor outcomes. We also expect to see an increasing shift in focus from macro concerns at large to how individual companies are able to navigate an environment of lower growth and higher inflation and rates, making company specifics more important to investment decision-making.

Stock specifics driving dispersion

Decomposition of stock return dispersion, 2018-2024



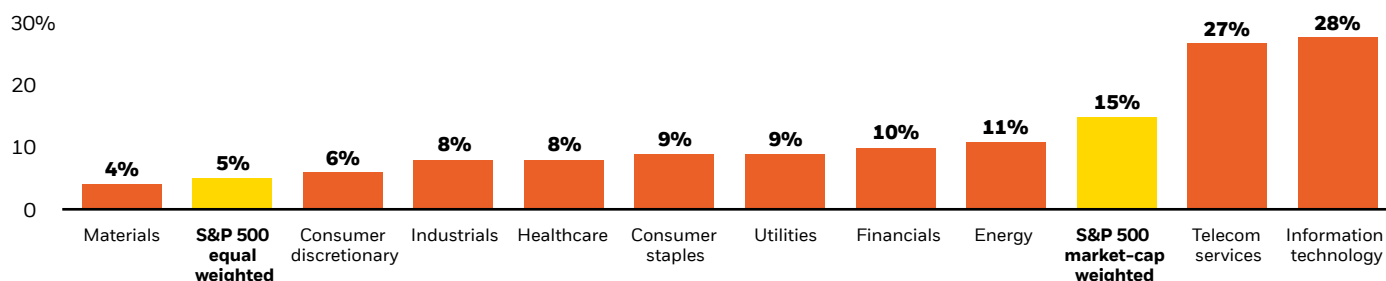
Source: BlackRock Risk & Quantitative Analysis, June 2024. Chart shows the decomposition of stock return dispersion for the MSCI World Index broken out by factors and stock specifics. Factors include a category of systematic attributes such as style (e.g., growth, value, size, etc.) industry, country and FX (foreign exchange). Stock specifics relate to individual company characteristics that are not captured by the previously mentioned systematic factors. **Indexes are unmanaged. It is not possible to invest directly in an index.**

What is alpha?

Alpha is a measure of excess return above that offered by the broad stock market. It is the counterpart to beta, which is the market average. Beta is what one would receive by tracking an index. Active investors seek alpha by selectively choosing stocks in pursuit of returns beyond the index average. Beta was appealing (or sufficient) in the era of low rates, low inflation and low volatility. We see alpha being more important to investor objectives and outcomes as market returns normalize down to historic averages, market dynamics grow more complex and stock dispersion increases.

A tale of two markets

S&P 500 Index performance by sector, year-to-date 2024



Source: BlackRock Investment Institute, with data from Refinitiv, June 28, 2024. Chart shows the year-to-date return of the S&P 500 Index both market-cap weighted and equal weighted (in which each of the index's 500 stocks is proportioned at equal measure) and each sector in the index. **Past performance is not indicative of current or future results. Indexes are unmanaged. It is not possible to invest directly in an index.**

4 Market breadth poised to widen

Market breadth is historically narrow, with 27% of the S&P 500 Index's market cap attributed to the top five stocks as of June 30, 2024. This compares to just under 16% pre-COVID (year-end 2019) and 13% ahead of the GFC (year-end 2007), according to data from Refinitiv. Comparing the index's market cap-weighted and equal-weighted returns illustrates just how much the mega-cap stocks — primarily tech-related shares across IT and telecom services — have driven index performance this year. See chart above. As the market increasingly acknowledges and values company fundamentals, we expect market breadth to widen beyond the current leaders and create greater opportunity for active stock pickers with the research capabilities to identify companies with strong fundamentals and attractive long-term growth prospects.

5 AI driving opportunity and disruption

Given its wide reach and immense potential, we see AI contributing to increased dispersion in the marketplace. Among software companies, for example, the winners will successfully incorporate AI into their products and be able to raise prices while those that fail will become obsolete. Elsewhere in technology, we could see some companies using AI to increase profitability while others merely experience it as a cost of doing business. The impact is not limited to the tech sector. Across industries, we expect new business models will arise, powered by AI innovation, and others will be disrupted (e.g., call centers where humans are displaced by chat bots). Understanding of AI use cases, implications and risks across sectors, industries and individual stocks will have growing influence on investment outcomes, in our view.

The return of differentiated returns

In the regime now forming — the post-pandemic era — stock valuations, inflation and interest rates are all higher. Supply is being constrained by demographic trends (aging populations and fewer workers), decarbonization and deglobalization, all of which are inflationary as companies spend to adapt. Going forward, the Fed is more likely to be in a position of having to fight inflation rather than bolster the economy, a less friendly scenario for financial markets.

Equities historically have been the highest-returning asset class over the long term, and we see nothing to alter that precedent. However, higher stock valuations than at the start of the prior regime plus higher interest rates mean less return from markets broadly (beta). We see more dispersion in earnings estimates, valuations and stock returns — and this suggests greater opportunity for skilled managers to generate more alpha. The result, in our view, is that the years ahead will see active return being a bigger part of investors' overall return profiles.

Fundamental Equities

Expert
insight

People	Profound curiosity, deep conviction
Purpose	Active edge, sustainable outcomes
Perspective	Astute, diverse, panoramic
Performance	Long-term lens, risk-aware results

Learn more at blackrock.com

This material is provided for educational purposes only and is not intended to be relied upon as a forecast, research or investment advice, and is not a recommendation, offer or solicitation to buy or sell any securities or to adopt any investment strategy. The opinions expressed are as of July 2024 and may change as subsequent conditions vary. The information and opinions contained in this material are derived from proprietary and nonproprietary sources deemed by BlackRock to be reliable, are not necessarily all-inclusive and are not guaranteed as to accuracy. Past performance is no guarantee of future results. There is no guarantee that any forecasts made will come to pass. Reliance upon information in this material is at the sole discretion of the reader. The material was prepared without regard to specific objectives, financial situation or needs of any investor.

This material may contain "forward-looking" information that is not purely historical in nature. Such information may include, among other things, projections, forecasts, estimates of yields or returns, and proposed or expected portfolio composition. Moreover, where certain historical performance information of other investment vehicles or composite accounts managed by BlackRock, Inc. and/or its subsidiaries (together, "BlackRock") has been included in this material, such performance information is presented by way of example only. No representation is made that the performance presented will be achieved, or that every assumption made in achieving, calculating or presenting either the forward-looking information or the historical performance information herein has been considered or stated in preparing this material. Any changes to assumptions that may have been made in preparing this material could have a material impact on the investment returns that are presented herein by way of example.

Investing involves risk. Equities may decline in value due to both real and perceived general market, economic, and industry conditions. Diversification does not ensure profits or protect against loss.

© 2024 BlackRock, Inc. or its affiliates. All Rights Reserved. **BLACKROCK** is a trademark of BlackRock, Inc. or its affiliates. All other trademarks are those of their respective owners.

Prepared by BlackRock Investments, LLC, member FINRA.

Not FDIC Insured • May Lose Value • No Bank Guarantee

Lit No. ALPHA ERA-0724 241246T-0724

BlackRock